

MONTHLY REPORT OF DISBURSEMENTS  
For the month of November 2020

Department: Department of Environment and Natural Resources (DENR)  
Agency: Office of the Secretary  
Operating Unit: ALL  
Organization Code: 10 001 0100000  
Fund Cluster: 01 - Regular Agency Fund

Particulars	Current Year Budget					Prior Year's Budget											SUB-TOTAL	Trust Liabilities				Grand Total					Remarks
	PS	MOOE	FinEx	CO	TOTAL	Prior Year's Accounts Payable					Current Year's Accounts Payable					TOTAL		PS	MOOE	CO	TOTAL	PS	MOOE	FinEx	CO	TOTAL	
						PS	MOOE	FinEx	CO	Sub-Total	PS	MOOE	FinEx	CO	Sub-Total												
1	2	3	4	5	6=(2+3+4+5)	7	8	9	10	11=(7+8+9+10)	12	13	14	15	16=(12+13+14+15)	17=(11+16)	18=(6+17)	19	20	21	22=(19+20+21)	23	24	25	26	27=(23+24+25+26)	28
CASH DISBURSEMENTS	883,589,879.70	417,517,627.95	-	124,063,479.83	1,425,170,987.48	120,338.01	12,088,744.95	-	8,102,287.58	20,311,370.54	-	3,784,631.37	-	918,661.08	4,703,292.45	25,014,662.99	1,450,185,650.47	-	-	-	-	883,710,217.71	433,391,004.27	-	133,084,428.49	1,450,185,650.47	
Notice of Cash Allocation (NCA)	881,706,267.91	415,683,206.90	-	124,063,479.83	1,421,452,954.64	120,338.01	12,072,059.41	-	8,102,287.58	20,294,685.00	-	3,784,631.37	-	918,661.08	4,703,292.45	24,997,977.45	1,446,430,932.09	-	-	-	-	881,826,605.92	431,519,897.68	-	133,084,428.49	1,446,430,932.09	
MDS Checks Issued	123,516,754.95	91,760,771.19	-	35,437,293.80	250,714,819.94	75,353.99	3,342,194.49	-	2,335,623.77	5,753,472.25	-	961,572.49	-	535,200.00	1,496,772.49	7,250,244.74	257,965,064.68	-	-	-	-	123,592,108.94	96,064,538.17	-	38,308,417.57	257,965,064.68	
Advice to Debit Account	758,169,512.96	323,902,435.71	-	88,626,186.03	1,170,718,134.70	44,984.02	8,729,864.92	-	5,766,363.81	14,541,212.75	-	2,823,058.88	-	383,461.08	3,206,519.86	17,747,732.71	1,188,465,867.41	-	-	-	-	758,234,496.98	335,455,359.51	-	94,776,010.92	1,188,465,867.41	
Notice of Transfer Allocations (NTA)	1,883,811.79	1,854,421.05	-	-	3,738,232.84	-	16,685.54	-	-	16,685.54	-	-	-	-	-	-	3,754,718.38	-	-	-	-	1,883,811.79	1,871,106.59	-	-	3,754,718.38	
MDS Checks Issued	113,916.29	696,139.65	-	-	810,055.94	-	-	-	-	-	-	-	-	-	-	-	810,055.94	-	-	-	-	113,916.29	696,139.65	-	-	810,055.94	
Advice to Debit Account	1,769,695.50	1,158,291.40	-	-	2,927,976.90	-	16,685.54	-	-	16,685.54	-	-	-	-	-	-	2,944,662.44	-	-	-	-	1,769,695.50	1,174,966.94	-	-	2,944,662.44	
Working Fund for FAPs	-	-	-	-	-	-	-	-	-	-	-	-	-	-	-	-	-	-	-	-	-	-	-	-	-	-	
Cash Disbursement Coiling (CDC)	-	-	-	-	-	-	-	-	-	-	-	-	-	-	-	-	-	-	-	-	-	-	-	-	-	-	
TOTAL CASH DISBURSEMENTS	883,589,879.70	417,517,627.95	-	124,063,479.83	1,425,170,987.48	120,338.01	12,088,744.95	-	8,102,287.58	20,311,370.54	-	3,784,631.37	-	918,661.08	4,703,292.45	25,014,662.99	1,450,185,650.47	-	-	-	-	883,710,217.71	433,391,004.27	-	133,084,428.49	1,450,185,650.47	
NON-CASH DISBURSEMENTS	26,403,856.37	10,049,485.72	-	5,086,532.05	41,539,874.14	-	192,257.92	-	145,364.64	337,622.56	-	58,113.13	-	1,921.60	60,034.73	397,657.29	41,937,531.43	-	-	-	-	26,403,856.37	10,299,856.77	-	5,233,818.29	41,937,531.43	
Tax Remittance Advices Issued (TRA)	26,403,856.37	10,049,485.72	-	5,086,532.05	41,539,874.14	-	192,257.92	-	145,364.64	337,622.56	-	58,113.13	-	1,921.60	60,034.73	397,657.29	41,937,531.43	-	-	-	-	26,403,856.37	10,299,856.77	-	5,233,818.29	41,937,531.43	
Non-Cash Availment Authority (NCAA)	-	-	-	-	-	-	-	-	-	-	-	-	-	-	-	-	-	-	-	-	-	-	-	-	-	-	
Disbursements effected through outright deductions from claims (please specify...)	-	-	-	-	-	-	-	-	-	-	-	-	-	-	-	-	-	-	-	-	-	-	-	-	-	-	
Overpayment of expenses(e.g. personnel benefits)	-	-	-	-	-	-	-	-	-	-	-	-	-	-	-	-	-	-	-	-	-	-	-	-	-	-	
Restitution for loss of government property	-	-	-	-	-	-	-	-	-	-	-	-	-	-	-	-	-	-	-	-	-	-	-	-	-	-	
Liquidated damages and similar claims	-	-	-	-	-	-	-	-	-	-	-	-	-	-	-	-	-	-	-	-	-	-	-	-	-	-	
Others (TEF BTr-Documentary Stamp Tax etc.)	-	-	-	-	-	-	-	-	-	-	-	-	-	-	-	-	-	-	-	-	-	-	-	-	-	-	
TOTAL NON-CASH DISBURSEMENTS	26,403,856.37	10,049,485.72	-	5,086,532.05	41,539,874.14	-	192,257.92	-	145,364.64	337,622.56	-	58,113.13	-	1,921.60	60,034.73	397,657.29	41,937,531.43	-	-	-	-	26,403,856.37	10,299,856.77	-	5,233,818.29	41,937,531.43	
GRAND TOTAL	909,993,736.07	427,567,113.67	-	129,150,011.88	1,466,710,861.62	120,338.01	12,281,002.87	-	8,247,652.22	20,648,993.10	-	3,842,744.50	-	920,582.68	4,763,327.18	25,412,320.28	1,492,123,181.90	-	-	-	-	910,114,074.08	443,690,861.04	-	138,318,246.78	1,492,123,181.90	

Particulars	Previous Report	This Month	As at Date
(1)	(2)	(3)	(4)
Total Disbursement Authorities Received	15,237,746,338.50	1,143,175,716.45	16,380,924,054.95
NCA	13,781,052,391.25	746,785,777.49	14,527,838,168.74
NTA	1,012,989,293.69	354,448,740.77	1,367,448,034.46
Working Fund	-	-	-
TRA	443,696,653.56	41,941,198.19	485,637,851.75
CDC	-	-	-
NCAA	-	-	-
Less: Notice of Transfer of Allocations (NTA)* issued	1,199,168,138.27	388,514,063.41	1,587,682,201.68
Total Disbursement Authorities Available	14,038,580,200.23	754,661,653.04	14,793,241,853.27
Less:			
Lapsed NCA	1,080,957,860.28	-	1,080,957,860.28
***Disbursements	11,052,728,031.77	1,492,123,181.90	12,544,851,213.67
Less: Other Non-Cash Disbursements	-	-	-
Disbursements effected through outright deductions from claims	-	-	-
Overpayment of expenses(e.g. personnel benefits)	-	-	-
Restitution for loss of government property	-	-	-
Liquidated damages and similar claims	-	-	-
Others (e.g. TEF BTr Docs Stamp etc.)	-	-	-
Add/Less: Adjustments (e.g. cancelled/staled checks)	24,318,764.89	(78,875.07)	24,239,889.82
Balance of Disbursement Authorities as at date	1,919,213,073.06	(737,540,403.93)	1,181,672,669.13
Total Disbursements Program	14,062,898,965.12	754,582,777.97	14,817,481,743.09
Less: **Actual Disbursements	11,052,728,031.77	1,492,123,181.90	12,544,851,213.67
(Over)/Under spending	3,010,170,933.34	(737,540,403.93)	2,272,630,529.41

Notes: \* The use of NTA is discouraged  
\*\* Amounts should tally with the grand total disbursement (column 27).

Certified Correct:  
*[Signature]*  
DIÑA M. NILLOSAN  
Agency Chief Accountant  
Date: *[Signature]*

Approved by:  
*[Signature]*  
NONI A.S. CALUOGA  
Assistant Secretary for Finance Information Systems and Mining Concerns  
Date:



MONTHLY REPORT OF DISBURSEMENTS  
For the month of November 2020

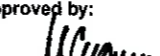
Department: Department of Environment and Natural Resources (DENR)  
Agency: Office of the Secretary  
Operating Unit: ALL  
Organization Code: 10 001 0100000  
Fund Cluster: 07 - Trust Fund

Particulars	Current Year Budget					Prior Year's Budget											SUB-TOTAL	Trust Liabilities				Grand Total					Remarks	
	PS	MOOE	FinEx	CO	TOTAL	Prior Year's Accounts Payable					Current Year's Accounts Payable					TOTAL		PS	MOOE	CO	TOTAL	PS	MOOE	FinEx	CO	TOTAL		
						PS	MOOE	FinEx	CO	Sub-Total	PS	MOOE	FinEx	CO	Sub-Total													
1	2	3	4	5	6=(2+3+4+5)	7	8	9	10	11=(7+8+9+10)	12	13	14	15	16=(12+13+14+15)	17=(11+16)	18=(6+17)	19	20	21	22=(19+20+21)	23	24	25	26	27=(23+24+25+26)	28	
CASH DISBURSEMENTS	-	-	-	-	-	-	-	-	-	-	-	-	-	-	-	-	-	-	980,092.91	-	-	980,092.91	-	980,092.91	-	-	980,092.91	-
Notice of Cash Allocation (NCA)	-	-	-	-	-	-	-	-	-	-	-	-	-	-	-	-	-	-	980,092.91	-	-	980,092.91	-	980,092.91	-	-	980,092.91	-
MDS Checks Issued	-	-	-	-	-	-	-	-	-	-	-	-	-	-	-	-	-	-	980,092.91	-	-	980,092.91	-	980,092.91	-	-	980,092.91	-
Advice to Debit Account	-	-	-	-	-	-	-	-	-	-	-	-	-	-	-	-	-	-	980,092.91	-	-	980,092.91	-	980,092.91	-	-	980,092.91	-
Notice of Transfer Allocations (NTA)	-	-	-	-	-	-	-	-	-	-	-	-	-	-	-	-	-	-	-	-	-	-	-	-	-	-	-	-
MDS Checks Issued	-	-	-	-	-	-	-	-	-	-	-	-	-	-	-	-	-	-	-	-	-	-	-	-	-	-	-	-
Advice to Debit Account	-	-	-	-	-	-	-	-	-	-	-	-	-	-	-	-	-	-	-	-	-	-	-	-	-	-	-	-
Working Fund for FAPs	-	-	-	-	-	-	-	-	-	-	-	-	-	-	-	-	-	-	-	-	-	-	-	-	-	-	-	-
Cash Disbursement Ceiling (CDC)	-	-	-	-	-	-	-	-	-	-	-	-	-	-	-	-	-	-	-	-	-	-	-	-	-	-	-	-
<b>TOTAL CASH DISBURSEMENTS</b>	-	-	-	-	-	-	-	-	-	-	-	-	-	-	-	-	-	-	980,092.91	-	-	980,092.91	-	980,092.91	-	-	980,092.91	-
NON-CASH DISBURSEMENTS	-	-	-	-	-	-	-	-	-	-	-	-	-	-	-	-	-	-	37,143.91	-	-	37,143.91	-	37,143.91	-	-	37,143.91	-
Tax Remittance Advices Issued (TRA)	-	-	-	-	-	-	-	-	-	-	-	-	-	-	-	-	-	-	37,143.91	-	-	37,143.91	-	37,143.91	-	-	37,143.91	-
Non-Cash Availment Authority (NCAA)	-	-	-	-	-	-	-	-	-	-	-	-	-	-	-	-	-	-	-	-	-	-	-	-	-	-	-	-
Disbursements effected through outright deductions from claims (please specify .)	-	-	-	-	-	-	-	-	-	-	-	-	-	-	-	-	-	-	-	-	-	-	-	-	-	-	-	-
Overpayment of expenses(e.g. personnel benefits)	-	-	-	-	-	-	-	-	-	-	-	-	-	-	-	-	-	-	-	-	-	-	-	-	-	-	-	-
Restitution for loss of government property	-	-	-	-	-	-	-	-	-	-	-	-	-	-	-	-	-	-	-	-	-	-	-	-	-	-	-	-
Liquidated damages and similar claims	-	-	-	-	-	-	-	-	-	-	-	-	-	-	-	-	-	-	-	-	-	-	-	-	-	-	-	-
Others(TEF BTR-Documentary Stamp Tax etc.)	-	-	-	-	-	-	-	-	-	-	-	-	-	-	-	-	-	-	-	-	-	-	-	-	-	-	-	-
<b>TOTAL NON-CASH DISBURSEMENTS</b>	-	-	-	-	-	-	-	-	-	-	-	-	-	-	-	-	-	-	37,143.91	-	-	37,143.91	-	37,143.91	-	-	37,143.91	-
<b>GRAND TOTAL</b>	-	-	-	-	-	-	-	-	-	-	-	-	-	-	-	-	-	-	1,017,236.82	-	-	1,017,236.82	-	1,017,236.82	-	-	1,017,236.82	-

Particulars	Previous Report	This Month	As at Date
(1)	(2)	(3)	(4)
Total Disbursement Authorities Received	13,618,613.69	37,143.91	13,655,757.60
NCA	13,074,156.00	-	13,074,156.00
NTA	-	-	-
Working Fund	-	-	-
TRA	544,457.69	37,143.91	581,601.60
CDC	-	-	-
NCAA	-	-	-
Less: Notice of Transfer of Allocations (NTA)* issued	-	-	-
Total Disbursement Authorities Available	13,618,613.69	37,143.91	13,655,757.60
Less:			
Lapsed NCA	0.07	-	0.07
Disbursements	9,755,372.72	1,017,236.82	10,772,609.54
Less: Other Non-Cash Disbursements	-	-	-
Disbursements effected through outright deductions from claims	-	-	-
Overpayment of expenses(e.g. personnel benefits)	-	-	-
Restitution for loss of government property	-	-	-
Liquidated damages and similar claims	-	-	-
Others (e.g. TEF BTR Docs Stamp etc.)	-	-	-
Add/Less: Adjustments (e.g. cancelled/stated checks)	-	-	-
Balance of Disbursement Authorities as at date	3,863,240.90	(980,092.91)	2,883,147.99
Total Disbursements Program	13,618,613.69	37,143.91	13,655,757.60
Less: *Actual Disbursements	9,755,372.72	1,017,236.82	10,772,609.54
(Over)/Under spending	3,863,240.97	(980,092.91)	2,883,148.06

Notes: \* The use of NTA is discouraged  
Notes: \*\* Amounts should tally with the grand total disbursement (column 27).

Certified Correct:  
  
DIÑA M. NILLOSAN  
Agency Chief Accountant  
Date: 

Approved by:  
  
NONITA S. CAGUNA  
Assistant Secretary for Finance, Information Systems, and Mining Concerns  
Date: \_\_\_\_\_

MONTHLY REPORT OF DISBURSEMENTS  
For the month of November 2020

Department: Department of Environment and Natural Resources (DENR)  
Agency: Office of the Secretary  
Operating Unit: ALL  
Organization Code: 10 001 0100000  
Fund Cluster: 02 - Foreign Assisted Projects Fund

Particulars	Current Year Budget					Prior Year's Budget											Trust Liabilities					Grand Total					Remarks	
	PS	MOOE	FinEx	CO	TOTAL	Prior Year's Accounts Payable					Current Year's Accounts Payable						SUB-TOTAL	PS	MOOE	CO	TOTAL	PS	MOOE	FinEx	CO	TOTAL		
						7	8	9	10	11	12	13	14	15	16	17												18
1	2	3	4	5	6=(2+3+4+5)	7	8	9	10	11=(7+8+9+10)	12	13	14	15	16=(12+13+14+15)	17=(11+16)	18=(6+17)	19	20	21	22=(19+20+21)	23	24	25	26	27=(23+24+25+26)	28	
CASH DISBURSEMENTS	-	18,130,863.27	-	-	18,130,863.27	-	5,474,693.93	-	34,707,313.69	40,182,007.62	-	73,347.03	-	-	73,347.03	40,255,354.65	58,386,217.92	-	-	-	-	-	23,678,904.23	-	34,707,313.69	58,386,217.92	-	
Notice of Cash Allocation (NCA)	-	17,502,576.45	-	-	17,502,576.45	-	5,474,693.93	-	34,687,651.68	40,162,345.61	-	73,347.03	-	-	73,347.03	40,235,692.64	57,738,269.09	-	-	-	-	-	23,050,617.41	-	34,687,651.68	57,738,269.09	-	
MDS Checks Issued	-	3,184,022.19	-	-	3,184,022.19	-	5,474,693.93	-	34,642,885.78	40,117,579.71	-	-	-	-	-	40,117,579.71	43,301,601.90	-	-	-	-	-	-	8,658,716.12	-	34,642,885.78	43,301,601.90	-
Advice to Debit Account	-	14,318,554.26	-	-	14,318,554.26	-	-	-	44,765.90	44,765.90	-	73,347.03	-	-	73,347.03	118,112.93	14,436,667.19	-	-	-	-	-	-	14,391,901.29	-	44,765.90	14,436,667.19	-
Notice of Transfer Allocations (NTA)	-	628,286.82	-	-	628,286.82	-	-	-	19,662.01	19,662.01	-	-	-	-	-	19,662.01	647,948.83	-	-	-	-	-	-	628,286.82	-	19,662.01	647,948.83	-
MDS Checks Issued	-	285,974.35	-	-	285,974.35	-	-	-	-	-	-	-	-	-	-	285,974.35	-	-	-	-	-	-	-	285,974.35	-	-	285,974.35	-
Advice to Debit Account	-	342,312.47	-	-	342,312.47	-	-	-	19,662.01	19,662.01	-	-	-	-	-	19,662.01	361,974.48	-	-	-	-	-	-	342,312.47	-	19,662.01	361,974.48	-
Working Fund for FAPs	-	-	-	-	-	-	-	-	-	-	-	-	-	-	-	-	-	-	-	-	-	-	-	-	-	-	-	-
Cash Disbursement Ceiling (CDC)	-	-	-	-	-	-	-	-	-	-	-	-	-	-	-	-	-	-	-	-	-	-	-	-	-	-	-	-
<b>TOTAL CASH DISBURSEMENTS</b>	-	18,130,863.27	-	-	18,130,863.27	-	5,474,693.93	-	34,707,313.69	40,182,007.62	-	73,347.03	-	-	73,347.03	40,255,354.65	58,386,217.92	-	-	-	-	-	23,678,904.23	-	34,707,313.69	58,386,217.92	-	
NON-CASH DISBURSEMENTS	-	1,963,355.89	-	9,764.52	1,973,120.41	-	41,541.54	-	3,691,893.18	3,733,434.72	-	-	-	-	-	3,733,434.72	5,706,555.13	-	-	-	-	-	-	2,004,897.43	-	3,701,657.70	5,706,555.13	-
Tax Remittance Advices Issued (TRA)	-	1,963,355.89	-	9,764.52	1,973,120.41	-	41,541.54	-	3,691,893.18	3,733,434.72	-	-	-	-	-	3,733,434.72	5,706,555.13	-	-	-	-	-	-	2,004,897.43	-	3,701,657.70	5,706,555.13	-
Non-Cash Availment Authority (NCAA)	-	-	-	-	-	-	-	-	-	-	-	-	-	-	-	-	-	-	-	-	-	-	-	-	-	-	-	-
Disbursements effected through outright deductions from claims (please specify )	-	-	-	-	-	-	-	-	-	-	-	-	-	-	-	-	-	-	-	-	-	-	-	-	-	-	-	-
Overpayment of expenses(e.g. personnel benefits)	-	-	-	-	-	-	-	-	-	-	-	-	-	-	-	-	-	-	-	-	-	-	-	-	-	-	-	-
Restitution for loss of government property	-	-	-	-	-	-	-	-	-	-	-	-	-	-	-	-	-	-	-	-	-	-	-	-	-	-	-	-
Liquidated damages and similar claims	-	-	-	-	-	-	-	-	-	-	-	-	-	-	-	-	-	-	-	-	-	-	-	-	-	-	-	-
Others(TEF BTr-Documentary Stamp Tax etc.)	-	-	-	-	-	-	-	-	-	-	-	-	-	-	-	-	-	-	-	-	-	-	-	-	-	-	-	-
<b>TOTAL NON-CASH DISBURSEMENTS</b>	-	1,963,355.89	-	9,764.52	1,973,120.41	-	41,541.54	-	3,691,893.18	3,733,434.72	-	-	-	-	-	3,733,434.72	5,706,555.13	-	-	-	-	-	-	2,004,897.43	-	3,701,657.70	5,706,555.13	-
<b>GRAND TOTAL</b>	-	20,094,219.16	-	9,764.52	20,103,983.68	-	5,516,235.47	-	38,399,206.87	43,915,442.34	-	73,347.03	-	-	73,347.03	43,988,789.37	64,092,773.05	-	-	-	-	-	-	25,683,801.66	-	38,408,971.39	64,092,773.05	-

SUMMARY

Particulars	Previous Report	This Month	As at Date
(1)	(2)	(3)	(4)
Total Disbursement Authorities Received	1,693,898,727.80	86,370,975.04	1,760,269,702.84
NCA	418,955,487.85	51,515,476.00	470,470,963.85
NTA	144,126,474.62	5,813,813.00	149,940,287.62
Working Fund	1,098,492,692.22	23,335,130.91	1,121,827,823.13
TRA	32,324,073.11	5,706,555.13	38,030,628.24
CDC	-	-	-
NCAA	-	-	-
Less: Notice of Transfer of Allocations (NTA)* issued	959,583,286.40	66,701,769.00	1,028,285,055.40
Total Disbursement Authorities Available	734,315,441.40	17,669,206.04	751,984,647.44
Less:			
Lapsed NCA	14,475,914.35	-	14,475,914.35
Disbursements	538,107,811.97	64,092,773.05	602,200,585.02
Less: Other Non-Cash Disbursements	-	-	-
Disbursements effected through outright deductions from claims	-	-	-
Overpayment of expenses(e.g. personnel benefits)	-	-	-
Restitution for loss of government property	-	-	-
Liquidated damages and similar claims	-	-	-
Others (e.g. TEF BTr Docs Stamp etc.)	-	-	-
Add/Less: Adjustments (e.g. cancelled/staled checks)	330,578.85	-	330,578.85
Balance of Disbursement Authorities as at date	182,062,293.93	(46,423,567.01)	135,638,726.92
Total Disbursements Program	734,646,020.25	17,669,206.04	752,315,226.29
Less: **Actual Disbursements	538,107,811.97	64,092,773.05	602,200,585.02
(Over)/Under spending	196,538,208.28	(46,423,567.01)	150,114,641.27

Notes: \* The use of NTA is discouraged

\*\* Amounts should tally with the grand total disbursement (column 27).

Certified Correct:

*Dina M. Nillosan*  
DINA M. NILLOSAN

Agency Chief Accountant

Date: *11/11/20*

Approved by:

*Nonita S. Caguioan*  
NONITA S. CAGUIOAN

Assistant Secretary for Finance, Information Systems, and Mining Concerns

Date: *11/11/20*



MONTHLY REPORT OF DISBURSEMENTS  
For the month of November 2020



Department: Department of Environment and Natural Resources (DENR)  
 Agency: Office of the Secretary  
 Operating Unit: ALL  
 Organization Code: 10 001 0100000  
 Fund Cluster: 03 - Special Account - Locally Funded


Particulars	Current Year Budget					Prior Year's Budget											Trust Liabilities				Grand Total					Remarks		
	PS	MOOE	FinEx	CO	TOTAL	Prior Year's Accounts Payable					Current Year's Accounts Payable					SUB-TOTAL	TOTAL	PS	MOOE	CO	TOTAL	PS	MOOE	FinEx	CO		TOTAL	
						PS	MOOE	FinEx	CO	Sub-Total	PS	MOOE	FinEx	CO	Sub-Total													19
1	2	3	4	5	6=(2+3+4+5)	7	8	9	10	11=(7+8+9+10)	12	13	14	15	16=(12+13+14+15)	17=(11+16)	18=(6+17)	19	20	21	22=(19+20+21)	23	24	25	26	27=(23+24+25+26)	28	
CASH DISBURSEMENTS		447,312.86			447,312.86												447,312.86											
Notice of Cash Allocation (NCA)		447,312.86			447,312.86												447,312.86											
MDS Checks Issued		371,481.32			371,481.32												371,481.32											
Advice to Debit Account		75,831.54			75,831.54												75,831.54											
Notice of Transfer Allocations (NTA)																												
MDS Checks issued																												
Advice to Debit Account																												
Working Fund for FAPs																												
Cash Disbursement Ceiling (CDC)																												
<b>TOTAL CASH DISBURSEMENTS</b>		447,312.86			447,312.86												447,312.86											
NON-CASH DISBURSEMENTS																												
Tax Remittance Advices Issued (TRA)																												
Non-Cash Availment Authority (NCAA)																												
Disbursements effected through outright deductions from claims (please specify .)																												
Overpayment of expenses(e.g. personnel benefits)																												
Restitution for loss of government property																												
Liquidated damages and similar claims																												
Others(TEF BTr-Documetary Stamp Tax etc.)																												
<b>TOTAL NON-CASH DISBURSEMENTS</b>																												
<b>GRAND TOTAL</b>		447,312.86			447,312.86												447,312.86											

**SUMMARY**

Particulars (1)	Previous Report (2)	This Month (3)	As at Date (4)
Total Disbursement Authorities Received	20,270,359.64	-	20,270,359.64
NCA	19,856,187.00	-	19,856,187.00
NTA	300,000.00	-	300,000.00
Working Fund	-	-	-
TRA	114,172.64	-	114,172.64
CDC	-	-	-
NCAA	-	-	-
Less: Notice of Transfer of Allocations (NTA)* issued	300,000.00	-	300,000.00
Total Disbursement Authorities Available	19,970,359.64	-	19,970,359.64
Less:			
Lapsed NCA	777,200.22	-	777,200.22
Disbursements	5,183,766.41	447,312.86	5,631,079.27
Less: Other Non-Cash Disbursements	-	-	-
Disbursements effected through outright deductions from claims	-	-	-
Overpayment of expenses(e.g. personnel benefits)	-	-	-
Restitution for loss of government property	-	-	-
Liquidated damages and similar claims	-	-	-
Others (e.g. TEF BTr Docs Stamp etc.)	-	-	-
Add/Less: Adjustments (e.g. cancelled/staled checks)	-	-	-
Balance of Disbursement Authorities as at date	14,009,393.01	(447,312.86)	13,562,080.15
Total Disbursements Program	19,970,359.64	-	19,970,359.64
Less: *Actual Disbursements	5,183,766.41	447,312.86	5,631,079.27
(Over)/Under spending	14,786,593.23	(447,312.86)	14,339,280.37

Notes: \* The use of NTA is discouraged  
 Notes: \*\* Amounts should tally with the grand total disbursement (column 27).

Certified Correct:  
  
 DINA M. NILLOSAN  
 Agency Chief Accountant  
 Date: 

Approved by:  
  
 NONITA S. CAPULIOA  
 Assistant Secretary for Finance, Information Systems, and Mining Concerns  
 Date:

MONTHLY REPORT OF DISBURSEMENTS  
For the month of November 2020

Department: Department of Environment and Natural Resources (DENR)  
Agency: Office of the Secretary  
Operating Unit: ALL  
Organization Code: 10 001 0100000  
Fund Cluster: 04 - Special Account - Foreign Assisted/Grant

Particulars	Current Year Budget					Prior Year's Budget											SUB-TOTAL	Trust Liabilities				Grand Total					Remarks	
	PS	MOOE	FinEx	CO	TOTAL	Prior Year's Accounts Payable					Current Year's Accounts Payable					TOTAL		PS	MOOE	CO	TOTAL	PS	MOOE	FinEx	CO	TOTAL		
						PS	MOOE	FinEx	CO	Sub-Total	PS	MOOE	FinEx	CO	Sub-Total													
1	2	3	4	5	6=(2+3+4+5)	7	8	9	10	11=(7+8+9+10)	12	13	14	15	16=(12+13+14+15)	17=(11+16)	18=(6+17)	19	20	21	22=(19+20+21)	23	24	25	26	27=(23+24+25+26)	28	
CASH DISBURSEMENTS																												
Notice of Cash Allocation (NCA)																												
MDS Checks Issued																												
Advice to Debit Account																												
Notice of Transfer Allocations (NTA)																												
MDS Checks Issued																												
Advice to Debit Account																												
Working Fund for FAPs																												
Cash Disbursement Ceiling (CDC)																												
<b>TOTAL CASH DISBURSEMENTS</b>																												
NON-CASH DISBURSEMENTS																												
Tax Remittance Advices Issued (TRA)																												
Non-Cash Availment Authority (NCAA)																												
Disbursements effected through outright deductions from claims (please specify...)																												
Overpayment of expenses(e.g. personnel benefits)																												
Restitution for loss of government property																												
Liquidated damages and similar claims																												
Others(TEF BTR-Documentary Stamp Tax etc.)																												
<b>TOTAL NON-CASH DISBURSEMENTS</b>																												
<b>GRAND TOTAL</b>																												

SUMMARY

Particulars	Previous Report	This Month	As at Date
(1)	(2)	(3)	(4)
Total Disbursement Authorities Received	2,581,168.28	-	2,581,168.28
NCA	-	-	-
NTA	-	-	-
Working Fund	2,581,168.28	-	2,581,168.28
TRA	-	-	-
CDC	-	-	-
NCAA	-	-	-
Less: Notice of Transfer of Allocations (NTA)* issued	149,570.00	-	149,570.00
Total Disbursement Authorities Available	2,431,598.28	-	2,431,598.28
Less:			
Lapsed NCA	25,878.73	-	25,878.73
Disbursements	681,456.32	-	681,456.32
Less: Other Non-Cash Disbursements	-	-	-
Disbursements effected through outright deductions from claims	-	-	-
Overpayment of expenses(e.g. personnel benefits)	-	-	-
Restitution for loss of government property	-	-	-
Liquidated damages and similar claims	-	-	-
Others (e.g. TEF BTR Docs Stamp etc.)	-	-	-
Add/Less: Adjustments (e.g. cancelled/staled checks)	-	-	-
Balance of Disbursement Authorities as at date	1,724,263.23	-	1,724,263.23
Total Disbursements Program	2,431,598.28	-	2,431,598.28
Less: *Actual Disbursements	681,456.32	-	681,456.32
(Over)/Under spending	1,750,141.96	-	1,750,141.96

Notes: \* The use of NTA is discouraged

Notes: \*\* Amounts should tally with the grand total disbursement (column 27).

Certified Correct:

*Diña M. Nillosan*  
DIÑA M. NILLOSAN

Agency Chief Accountant

Date: *Nov 11 2020*

Approved by:

*Nonita S. Cagmiao*  
NONITA S. CAGMIAO

Assistant Secretary for Finance, Information Systems, and Mining Concerns

Date: