

MONTHLY REPORT OF DISBURSEMENTS  
For the month of October 2020

Department: Department of Environment and Natural Resources (DENR)  
Agency: Office of the Secretary  
Operating Unit: ALL  
Organization Code: 10 001 0100000  
Fund Cluster: 01 - Regular Agency Fund

Particulars	Current Year Budget					Prior Year's Budget											SUB-TOTAL	Trust Liabilities				Grand Total					Remarks
	PS	MOOE	FinEx	CO	TOTAL	Prior Year's Accounts Payable					Current Year's Accounts Payable					TOTAL		PS	MOOE	CO	TOTAL	PS	MOOE	FinEx	CO	TOTAL	
						PS	MOOE	FinEx	CO	Sub-Total	PS	MOOE	FinEx	CO	Sub-Total												
1	2	3	4	5	6=(2+3+4+5)	7	8	9	10	11=(7+8+9+10)	12	13	14	15	16=(12+13+14+15)	17=(11+16)	18=(6+17)	19	20	21	22=(19+20+21)	23	24	25	26	27=(23+24+25+26)	28
CASH DISBURSEMENTS	391,016,577.10	269,213,439.98	-	114,178,484.94	774,408,502.02	600,796.55	13,937,332.57	-	22,191,066.60	36,729,195.72	-	1,680,465.64	-	904,088.83	2,564,554.47	39,293,750.19	813,702,252.21	-	-	-	-	391,617,373.65	284,811,238.19	-	137,273,640.37	813,702,252.21	
Notice of Cash Allocation (NCA)	380,931,226.10	268,993,783.77	-	113,846,363.16	773,771,393.03	600,796.55	13,937,332.57	-	22,191,066.60	36,729,195.72	-	1,680,465.64	-	904,088.83	2,564,554.47	39,293,750.19	813,065,143.22	-	-	-	-	381,532,022.65	284,591,561.98	-	136,941,538.59	813,065,143.22	
MDS Checks Issued	86,076,472.83	48,113,803.47	-	20,685,455.87	154,875,732.27	10,628.77	4,966,440.23	-	12,201,041.45	17,176,110.45	-	274,515.25	-	792,000.00	1,066,515.25	18,244,625.70	173,120,357.97	-	-	-	-	86,087,101.70	53,354,758.95	-	33,678,497.32	173,120,357.97	
Advice to Debit Account	304,854,753.17	220,879,980.30	-	93,160,927.29	618,895,660.76	590,167.78	8,970,892.34	-	9,980,025.15	19,551,085.27	-	1,385,950.39	-	112,088.83	1,498,039.22	21,049,124.49	639,944,785.25	-	-	-	-	305,444,920.95	231,236,823.03	-	103,263,041.27	639,944,785.25	
Notice of Transfer Allocations (NTA)	85,351.00	219,656.21	-	332,101.78	637,108.99	-	-	-	-	-	-	-	-	-	-	-	637,108.99	-	-	-	-	85,351.00	219,656.21	-	332,101.78	637,108.99	
MDS Checks Issued	61,960.00	140,196.97	-	332,101.78	534,258.75	-	-	-	-	-	-	-	-	-	-	-	534,258.75	-	-	-	-	61,960.00	140,196.97	-	332,101.78	534,258.75	
Advice to Debit Account	23,391.00	79,459.24	-	-	102,850.24	-	-	-	-	-	-	-	-	-	-	-	102,850.24	-	-	-	-	23,391.00	79,459.24	-	-	102,850.24	
Working Fund for FAPs	-	-	-	-	-	-	-	-	-	-	-	-	-	-	-	-	-	-	-	-	-	-	-	-	-	-	-
Cash Disbursement Ceiling (CDC)	-	-	-	-	-	-	-	-	-	-	-	-	-	-	-	-	-	-	-	-	-	-	-	-	-	-	-
TOTAL CASH DISBURSEMENTS	391,016,577.10	269,213,439.98	-	114,178,484.94	774,408,502.02	600,796.55	13,937,332.57	-	22,191,066.60	36,729,195.72	-	1,680,465.64	-	904,088.83	2,564,554.47	39,293,750.19	813,702,252.21	-	-	-	-	391,617,373.65	284,811,238.19	-	137,273,640.37	813,702,252.21	
NON-CASH DISBURSEMENTS	23,643,098.54	10,824,756.15	-	8,620,168.09	43,088,022.78	-	254,766.74	-	1,274,954.51	1,529,721.25	-	49,697.12	-	237.63	49,934.75	1,579,656.00	44,667,678.78	-	-	-	-	23,643,098.54	11,129,220.01	-	9,895,360.23	44,667,678.78	
Tax Remittance Advices Issued (TRA)	23,643,098.54	10,824,756.15	-	8,620,168.09	43,088,022.78	-	254,766.74	-	1,274,954.51	1,529,721.25	-	49,697.12	-	237.63	49,934.75	1,579,656.00	44,667,678.78	-	-	-	-	23,643,098.54	11,129,220.01	-	9,895,360.23	44,667,678.78	
Non-Cash Availment Authority (NCAA)	-	-	-	-	-	-	-	-	-	-	-	-	-	-	-	-	-	-	-	-	-	-	-	-	-	-	-
Disbursements effected through outright deductions from claims (please specify )	-	-	-	-	-	-	-	-	-	-	-	-	-	-	-	-	-	-	-	-	-	-	-	-	-	-	-
Overpayment of expenses(e.g. personnel benefits)	-	-	-	-	-	-	-	-	-	-	-	-	-	-	-	-	-	-	-	-	-	-	-	-	-	-	-
Restitution for loss of government property	-	-	-	-	-	-	-	-	-	-	-	-	-	-	-	-	-	-	-	-	-	-	-	-	-	-	-
Liquidated damages and similar claims	-	-	-	-	-	-	-	-	-	-	-	-	-	-	-	-	-	-	-	-	-	-	-	-	-	-	-
Others(TEF BTr-Documentary Stamp Tax etc.)	-	-	-	-	-	-	-	-	-	-	-	-	-	-	-	-	-	-	-	-	-	-	-	-	-	-	-
TOTAL NON-CASH DISBURSEMENTS	23,643,098.54	10,824,756.15	-	8,620,168.09	43,088,022.78	-	254,766.74	-	1,274,954.51	1,529,721.25	-	49,697.12	-	237.63	49,934.75	1,579,656.00	44,667,678.78	-	-	-	-	23,643,098.54	11,129,220.01	-	9,895,360.23	44,667,678.78	
GRAND TOTAL	414,659,675.64	280,038,196.13	-	122,798,653.03	817,496,524.80	600,796.55	14,192,099.31	-	23,466,021.11	38,258,916.97	-	1,710,162.76	-	904,326.46	2,614,489.22	40,873,406.19	858,369,930.99	-	-	-	-	415,260,472.19	295,940,458.20	-	147,169,000.60	858,369,930.99	

SUMMARY

Particulars	Previous Report	This Month	As at Date
(1)	(2)	(3)	(4)
Total Disbursement Authorities Received	12,285,237,323.98	2,892,845,179.27	15,178,082,503.25
NCA	10,991,746,197.25	2,742,254,546.00	13,734,000,743.25
NTA	891,455,265.21	106,489,190.48	997,954,475.69
Working Fund	-	-	-
TRA	402,035,841.52	44,091,442.79	446,127,284.31
CDC	-	-	-
NCAA	-	-	-
Less: Notice of Transfer of Allocations (NTA)* Issued	1,043,863,853.20	152,504,285.07	1,196,368,138.27
Total Disbursement Authorities Available	11,241,573,470.78	2,740,340,894.20	13,981,914,364.98
Less:			
Lapsed NCA	1,090,650,591.16	-	1,090,650,591.16
***Disbursements	10,160,585,997.89	858,369,930.99	11,018,955,928.88
Less: Other Non-Cash Disbursements	-	-	-
Disbursements effected through outright deductions from claims	-	-	-
Overpayment of expenses(e.g. personnel benefits)	-	-	-
Restitution for loss of government property	-	-	-
Liquidated damages and similar claims	-	-	-
Others (e.g. TEF BTr Docs Stamp etc.)	-	-	-
Add/Less: Adjustments (e.g. cancelled/staled checks)	9,683,118.27	14,742,204.39	24,425,322.66
Balance of Disbursement Authorities as at date	(0.00)	1,896,713,167.60	1,896,713,167.60
Total Disbursements Program	11,251,236,589.05	2,755,083,098.59	14,006,319,687.64
Less: **Actual Disbursements	10,160,585,997.89	858,369,930.99	11,018,955,928.88
(Over)/Under spending	1,090,650,591.16	1,896,713,167.60	2,987,363,758.75

Notes: \* The use of NTA is discouraged  
\*\* Amounts should tally with the grand total disbursemt (column 27).  
\*\*\*Region 12 September balances are carried forward due to office lockdown.

Certified Correct:

*Donalosa*  
DIÑA M. NILLOSAN

Agency Chief Accountant

Date: *10/1/20*

Approved by:

*Wilfredo J. Obien*  
WILFREDO J. OBIEN

Director Financial and Management Service

Date:

MONTHLY REPORT OF DISBURSEMENTS  
For the month of October 2020

Department: Department of Environment and Natural Resources (DENR)  
Agency: Office of the Secretary  
Operating Unit: ALL  
Organization Code: 10 001 0100000  
Fund Cluster: 02 - Foreign Assisted Projects Fund

Particulars	Current Year Budget					Prior Year's Budget											SUB-TOTAL	Trust Liabilities				Grand Total					Remarks	
	PS	MOOE	FinEx	CO	TOTAL	Prior Year's Accounts Payable					Current Year's Accounts Payable					TOTAL		PS	MOOE	CO	TOTAL	PS	MOOE	FinEx	CO	TOTAL		
						PS	MOOE	FinEx	CO	Sub-Total	PS	MOOE	FinEx	CO	Sub-Total													
1	2	3	4	5	6=(2+3+4+5)	7	8	9	10	11=(7+8+9+10)	12	13	14	15	16=(12+13+14+15)	17=(11+16)	18=(6+17)	19	20	21	22=(19+20+21)	23	24	25	26	27=(23+24+25+26)	28	
CASH DISBURSEMENTS	-	27,025,677.97	-	20,876,038.80	47,901,716.77	-	4,489,144.41	-	29,549,398.95	34,038,543.36	-	128,705.34	-	-	128,705.34	34,167,248.70	82,068,965.47	-	-	-	-	-	-	31,643,527.72	-	50,425,437.75	82,068,965.47	
Notice of Cash Allocation (NCA)	-	26,573,916.81	-	20,737,528.27	47,311,445.08	-	4,478,255.90	-	29,548,376.32	34,026,632.22	-	128,705.34	-	-	128,705.34	34,155,337.56	81,466,782.64	-	-	-	-	-	-	31,180,878.05	-	50,285,904.59	81,466,782.64	
MDS Checks Issued	-	19,552,179.16	-	20,737,528.27	40,289,707.43	-	4,022,352.59	-	29,437,593.09	33,459,945.68	-	128,705.34	-	-	128,705.34	33,588,651.02	73,878,358.45	-	-	-	-	-	-	23,703,237.09	-	50,175,121.36	73,878,358.45	
Advice to Debit Account	-	7,021,737.65	-	-	7,021,737.65	-	455,903.31	-	110,783.23	566,686.54	-	-	-	-	-	566,686.54	7,588,424.19	-	-	-	-	-	-	7,477,640.96	-	110,783.23	7,588,424.19	
Notice of Transfer Allocations (NTA)	-	451,761.16	-	138,510.53	590,271.69	-	10,888.51	-	1,022.63	11,911.14	-	-	-	-	-	11,911.14	602,182.83	-	-	-	-	-	-	462,649.67	-	139,533.16	602,182.83	
MDS Checks Issued	-	188,542.60	-	138,510.53	327,053.13	-	-	-	-	-	-	-	-	-	-	-	327,053.13	-	-	-	-	-	-	188,542.60	-	138,510.53	327,053.13	
Advice to Debit Account	-	263,218.56	-	-	263,218.56	-	10,888.51	-	1,022.63	11,911.14	-	-	-	-	-	11,911.14	275,129.70	-	-	-	-	-	-	274,107.07	-	1,022.63	275,129.70	
Working Fund for FAPs	-	-	-	-	-	-	-	-	-	-	-	-	-	-	-	-	-	-	-	-	-	-	-	-	-	-	-	
Cash Disbursement Ceiling (CDC)	-	-	-	-	-	-	-	-	-	-	-	-	-	-	-	-	-	-	-	-	-	-	-	-	-	-	-	
<b>TOTAL CASH DISBURSEMENTS</b>	-	27,025,677.97	-	20,876,038.80	47,901,716.77	-	4,489,144.41	-	29,549,398.95	34,038,543.36	-	128,705.34	-	-	128,705.34	34,167,248.70	82,068,965.47	-	-	-	-	-	-	31,643,527.72	-	50,425,437.75	82,068,965.47	
NON-CASH DISBURSEMENTS	-	736,628.01	-	508,959.52	1,245,587.53	-	1,125,861.26	-	1,940,953.14	3,066,814.40	-	250,695.20	-	-	250,695.20	3,317,509.60	4,563,097.12	-	-	-	-	-	-	2,113,184.47	-	2,449,912.66	4,563,097.12	
Tax Remittance Advices Issued (TRA)	-	736,628.01	-	508,959.52	1,245,587.53	-	1,125,861.26	-	1,940,953.14	3,066,814.40	-	250,695.20	-	-	250,695.20	3,317,509.60	4,563,097.12	-	-	-	-	-	-	2,113,184.47	-	2,449,912.66	4,563,097.12	
Non-Cash Availment Authority (NCAA)	-	-	-	-	-	-	-	-	-	-	-	-	-	-	-	-	-	-	-	-	-	-	-	-	-	-	-	
Disbursements effected through outright deductions from claims (please specify .)	-	-	-	-	-	-	-	-	-	-	-	-	-	-	-	-	-	-	-	-	-	-	-	-	-	-	-	
Overpayment of expenses(e.g. personnel benefits)	-	-	-	-	-	-	-	-	-	-	-	-	-	-	-	-	-	-	-	-	-	-	-	-	-	-	-	
Restitution for loss of government property	-	-	-	-	-	-	-	-	-	-	-	-	-	-	-	-	-	-	-	-	-	-	-	-	-	-	-	
Liquidated damages and similar claims	-	-	-	-	-	-	-	-	-	-	-	-	-	-	-	-	-	-	-	-	-	-	-	-	-	-	-	
Others(TEF BTr-Documentary Stamp Tax etc.)	-	-	-	-	-	-	-	-	-	-	-	-	-	-	-	-	-	-	-	-	-	-	-	-	-	-	-	
<b>TOTAL NON-CASH DISBURSEMENTS</b>	-	736,628.01	-	508,959.52	1,245,587.53	-	1,125,861.26	-	1,940,953.14	3,066,814.40	-	250,695.20	-	-	250,695.20	3,317,509.60	4,563,097.12	-	-	-	-	-	-	2,113,184.47	-	2,449,912.66	4,563,097.12	
<b>GRAND TOTAL</b>	-	27,762,305.98	-	21,384,998.32	49,147,304.30	-	5,615,005.67	-	31,490,352.09	37,105,357.76	-	379,400.54	-	-	379,400.54	37,484,758.30	86,632,062.59	-	-	-	-	-	-	33,756,712.19	-	52,875,350.41	86,632,062.59	

SUMMARY

Particulars	Previous Report	This Month	As at Date
(1)	(2)	(3)	(4)
Total Disbursement Authorities Received	1,518,989,246.41	174,978,096.84	1,693,967,343.25
NCA	356,901,487.85	62,054,000.00	418,955,487.85
NTA	90,881,474.62	53,310,000.00	144,191,474.62
Working Fund	1,043,441,692.50	55,050,999.72	1,098,492,692.22
TRA	27,764,591.44	4,563,097.12	32,327,688.56
CDC	-	-	-
NCAA	-	-	-
Less: Notice of Transfer of Allocations (NTA)* issued	738,615,711.40	220,967,575.00	959,583,286.40
Total Disbursement Authorities Available	780,373,535.01	(45,989,478.16)	734,384,056.85
Less:			
Lapsed NCA	14,477,913.74	-	14,477,913.74
Disbursements	451,309,907.73	86,632,062.59	537,941,970.32
Less: Other Non-Cash Disbursements	-	-	-
Disbursements effected through outright deductions from claims	-	-	-
Overpayment of expenses(e.g. personnel benefits)	-	-	-
Restitution for loss of government property	-	-	-
Liquidated damages and similar claims	-	-	-
Others (e.g. TEF BTr Docs Stamp etc.)	-	-	-
Add/Less: Adjustments (e.g. cancelled/stated checks)	330,578.85	-	330,578.85
Balance of Disbursement Authorities as at date	314,916,292.39	(132,621,540.75)	182,294,751.64
Total Disbursements Program	780,704,113.86	(45,989,478.16)	734,714,635.70
Less: **Actual Disbursements	451,309,907.73	86,632,062.59	537,941,970.32
(Over)/Under spending	329,394,206.13	(132,621,540.75)	196,772,665.38


Notes: \* The use of NTA is discouraged  
\*\* Amounts should tally with the grand total disbursement (column 27).

Certified Correct:

  
DINA M. NILLOSAN

Agency Chief Accountant  
Date: 

Approved by:

  
WILFREDO J. OBIEN

Director Financial and Management Service  
Date:


MONTHLY REPORT OF DISBURSEMENTS  
For the month of October 2020


Department: Department of Environment and Natural Resources (DENR)  
 Agency: Office of the Secretary  
 Operating Unit: ALL  
 Organization Code: 10 001 0100000  
 Fund Cluster: 03 - Special Account - Locally Funded

Particulars	Current Year Budget					Prior Year's Budget											SUB-TOTAL	Trust Liabilities				Grand Total					Remarks	
	PS	MOOE	FinEx	CO	TOTAL	Prior Year's Accounts Payable					Current Year's Accounts Payable							TOTAL	PS	MOOE	CO	TOTAL	PS	MOOE	FinEx	CO		TOTAL
						PS	MOOE	FinEx	CO	Sub-Total	PS	MOOE	FinEx	CO	Sub-Total													
1	2	3	4	5	6=(2+3+4+5)	7	8	9	10	11=(7+8+9+10)	12	13	14	15	16=(12+13+14+15)	17=(11+16)	18=(6+17)	19	20	21	22=(19+20+21)	23	24	25	26	27=(23+24+25+26)	28	
CASH DISBURSEMENTS	-	2,195,393.99	-	-	2,195,393.99	-	-	-	-	-	-	-	-	-	-	-	2,195,393.99	-	-	-	-	-	2,195,393.99	-	-	-	2,195,393.99	
Notice of Cash Allocation (NCA)	-	2,195,393.99	-	-	2,195,393.99	-	-	-	-	-	-	-	-	-	-	-	2,195,393.99	-	-	-	-	-	2,195,393.99	-	-	-	2,195,393.99	
MDS Checks Issued	-	96,927.91	-	-	96,927.91	-	-	-	-	-	-	-	-	-	-	-	96,927.91	-	-	-	-	-	96,927.91	-	-	-	96,927.91	
Advice to Debit Account	-	2,098,466.08	-	-	2,098,466.08	-	-	-	-	-	-	-	-	-	-	-	2,098,466.08	-	-	-	-	-	2,098,466.08	-	-	-	2,098,466.08	
Notice of Transfer Allocations (NTA)	-	-	-	-	-	-	-	-	-	-	-	-	-	-	-	-	-	-	-	-	-	-	-	-	-	-	-	
MDS Checks Issued	-	-	-	-	-	-	-	-	-	-	-	-	-	-	-	-	-	-	-	-	-	-	-	-	-	-	-	
Advice to Debit Account	-	-	-	-	-	-	-	-	-	-	-	-	-	-	-	-	-	-	-	-	-	-	-	-	-	-	-	
Working Fund for FAPs	-	-	-	-	-	-	-	-	-	-	-	-	-	-	-	-	-	-	-	-	-	-	-	-	-	-	-	
Cash Disbursement Ceiling (CDC)	-	-	-	-	-	-	-	-	-	-	-	-	-	-	-	-	-	-	-	-	-	-	-	-	-	-	-	
<b>TOTAL CASH DISBURSEMENTS</b>	-	2,195,393.99	-	-	2,195,393.99	-	-	-	-	-	-	-	-	-	-	-	2,195,393.99	-	-	-	-	-	2,195,393.99	-	-	-	2,195,393.99	
NON-CASH DISBURSEMENTS	-	106,844.02	-	-	106,844.02	-	-	-	-	-	-	-	-	-	-	-	106,844.02	-	-	-	-	-	106,844.02	-	-	-	106,844.02	
Tax Remittance Advices Issued (TRA)	-	106,844.02	-	-	106,844.02	-	-	-	-	-	-	-	-	-	-	-	106,844.02	-	-	-	-	-	106,844.02	-	-	-	106,844.02	
Non-Cash Availment Authority (NCAA)	-	-	-	-	-	-	-	-	-	-	-	-	-	-	-	-	-	-	-	-	-	-	-	-	-	-	-	
Disbursements effected through outright deductions from claims (please specify )	-	-	-	-	-	-	-	-	-	-	-	-	-	-	-	-	-	-	-	-	-	-	-	-	-	-	-	
Overpayment of expenses(e.g. personnel benefits)	-	-	-	-	-	-	-	-	-	-	-	-	-	-	-	-	-	-	-	-	-	-	-	-	-	-	-	
Restitution for loss of government property	-	-	-	-	-	-	-	-	-	-	-	-	-	-	-	-	-	-	-	-	-	-	-	-	-	-	-	
Liquidated damages and similar claims	-	-	-	-	-	-	-	-	-	-	-	-	-	-	-	-	-	-	-	-	-	-	-	-	-	-	-	
Others(TEF BTr-Documentary Stamp Tax etc.)	-	-	-	-	-	-	-	-	-	-	-	-	-	-	-	-	-	-	-	-	-	-	-	-	-	-	-	
<b>TOTAL NON-CASH DISBURSEMENTS</b>	-	106,844.02	-	-	106,844.02	-	-	-	-	-	-	-	-	-	-	-	106,844.02	-	-	-	-	-	106,844.02	-	-	-	106,844.02	
<b>GRAND TOTAL</b>	-	2,302,238.01	-	-	2,302,238.01	-	-	-	-	-	-	-	-	-	-	-	2,302,238.01	-	-	-	-	-	2,302,238.01	-	-	-	2,302,238.01	

Particulars (1)	Previous Report (2)	This Month (3)	As at Date (4)
Total Disbursement Authorities Received	3,858,728.62	16,411,631.02	20,270,359.64
NCA	3,851,400.00	16,204,787.00	19,856,187.00
NTA	200,000.00	100,000.00	300,000.00
Working Fund	-	-	-
TRA	7,328.62	106,844.02	114,172.64
CDC	-	-	-
NCAA	-	-	-
Less: Notice of Transfer of Allocations (NTA)* issued	200,000.00	100,000.00	300,000.00
Total Disbursement Authorities Available	3,658,728.62	16,311,631.02	19,970,359.64
Less:			
Lapsed NCA	777,200.22	-	777,200.22
Disbursements	2,881,528.40	2,302,238.01	5,183,766.41
Less: Other Non-Cash Disbursements	-	-	-
Disbursements effected through outright deductions from claims	-	-	-
Overpayment of expenses(e.g. personnel benefits)	-	-	-
Restitution for loss of government property	-	-	-
Liquidated damages and similar claims	-	-	-
Others (e.g. TEF BTr Docs Stamp etc.)	-	-	-
Add/Less Adjustments (e.g. cancelled/staled checks)	-	-	-
Balance of Disbursement Authorities as at date	0.00	14,009,393.01	14,009,393.01
Total Disbursements Program	3,658,728.62	16,311,631.02	19,970,359.64
Less *Actual Disbursements	2,881,528.40	2,302,238.01	5,183,766.41
(Over)/Under spending	777,200.22	14,009,393.01	14,786,593.23

Notes: \* The use of NTA is discouraged  
 Notes: \*\* Amounts should tally with the grand total disbursement (column 27).

Certified Correct:  
  
 DIÑA M. NILLOSAN  
 Agency Chief Accountant  
 Date: 4/11/20

Approved by:  
  
 WILFREDO J. OBIEN  
 Director Financial and Management Service  
 Date:

MONTHLY REPORT OF DISBURSEMENTS  
For the month of October 2020

Department: Department of Environment and Natural Resources (DENR)  
 Agency: Office of the Secretary  
 Operating Unit: ALL  
 Organization Code: 10 001 0100000  
 Fund Cluster: 04 - Special Account - Foreign Assisted/Grant

Particulars	Current Year Budget					Prior Year's Budget											SUB-TOTAL	Trust Liabilities				Grand Total					Remarks	
	PS	MOOE	FinEx	CO	TOTAL	Prior Year's Accounts Payable					Current Year's Accounts Payable					TOTAL		PS	MOOE	CO	TOTAL	PS	MOOE	FinEx	CO	TOTAL		
						PS	MOOE	FinEx	CO	Sub-Total	PS	MOOE	FinEx	CO	Sub-Total													
1	2	3	4	5	6=(2+3+4+5)	7	8	9	10	11=(7+8+9+10)	12	13	14	15	16=(12+13+14+15)	17=(11+16)	18=(6+17)	19	20	21	22=(19+20+21)	23	24	25	26	27=(23+24+25+26)	28	
CASH DISBURSEMENTS																												
Notice of Cash Allocation (NCA)																												
MDS Checks Issued																												
Advice to Debit Account																												
Notice of Transfer Allocations (NTA)																												
MDS Checks Issued																												
Advice to Debit Account																												
Working Fund for FAPs																												
Cash Disbursement Ceiling (CDC)																												
<b>TOTAL CASH DISBURSEMENTS</b>																												
NON-CASH DISBURSEMENTS																												
Tax Remittance Advices Issued (TRA)																												
Non-Cash Availment Authority (NCAA)																												
Disbursements effected through outright deductions from claims (please specify )																												
Overpayment of expenses(e.g. personnel benefits)																												
Restitution for loss of government property																												
Liquidated damages and similar claims																												
Others(TEF BTr-Documentary Stamp Tax etc.)																												
<b>TOTAL NON-CASH DISBURSEMENTS</b>																												
<b>GRAND TOTAL</b>																												

Particulars	Previous Report	This Month	As at Date
(1)	(2)	(3)	(4)
Total Disbursement Authorities Received	2,580,257.40	-	2,580,257.40
NCA	-	-	-
NTA	-	-	-
Working Fund	2,580,257.40	-	2,580,257.40
TRA	-	-	-
CDC	-	-	-
NCAA	-	-	-
Less: Notice of Transfer of Allocations (NTA)* issued	149,570.00	-	149,570.00
Total Disbursement Authorities Available	2,430,687.40	-	2,430,687.40
Less:			
Lapsed NCA	25,878.73	-	25,878.73
Disbursements	681,456.32	-	681,456.32
Less: Other Non-Cash Disbursements	-	-	-
Disbursements effected through outright deductions from claims	-	-	-
Overpayment of expenses(e.g. personnel benefits)	-	-	-
Restitution for loss of government property	-	-	-
Liquidated damages and similar claims	-	-	-
Others (e.g. TEF BTr Docs Stamp etc.)	-	-	-
Add/Less Adjustments (e.g. cancelled/staled checks)	910.88	-	910.88
Balance of Disbursement Authorities as at date	1,724,263.23	-	1,724,263.23
Total Disbursements Program	2,431,598.28	-	2,431,598.28
Less: *Actual Disbursements	681,456.32	-	681,456.32
(Over)/Under spending	1,750,141.96	-	1,750,141.96

Notes: \* The use of NTA is discouraged  
 Notes: \*\* Amounts should tally with the grand total disbursement (column 27).

Certified Correct:

  
 DINA M. NILLOSAN

Agency Chief Accountant

Date: 

Approved by:

  
 WILFREDO J. OBIEN

Director Financial and Management Service

Date:

MONTHLY REPORT OF DISBURSEMENTS  
For the month of October 2020



Department: Department of Environment and Natural Resources (DENR)  
Agency: Office of the Secretary  
Operating Unit: ALL  
Organization Code: 10 001 0100000  
Fund Cluster: 07 - Trust Fund


Particulars	Current Year Budget					Prior Year's Budget											SUB-TOTAL	Trust Liabilities				Grand Total					Remarks	
	PS	MOOE	FinEx	CO	TOTAL	Prior Year's Accounts Payable					Current Year's Accounts Payable					TOTAL		PS	MOOE	CO	TOTAL	PS	MOOE	FinEx	CO	TOTAL		
						PS	MOOE	FinEx	CO	Sub-Total	PS	MOOE	FinEx	CO	Sub-Total													PS
1	2	3	4	5	6=(2+3+4+5)	7	8	9	10	11=(7+8+9+10)	12	13	14	15	16=(12+13+14+15)	17=(11+16)	18=(6+17)	19	20	21	22=(19+20+21)	23	24	25	26	27=(23+24+25+26)	28	
CASH DISBURSEMENTS	-	-	-	-	-	-	-	-	-	-	-	-	-	-	-	-	-	-	-	-	-	-	-	-	-	-	-	-
Notice of Cash Allocation (NCA)	-	-	-	-	-	-	-	-	-	-	-	-	-	-	-	-	-	-	-	-	-	-	-	-	-	-	-	-
MDS Checks Issued	-	-	-	-	-	-	-	-	-	-	-	-	-	-	-	-	-	-	-	-	-	-	-	-	-	-	-	-
Advice to Debit Account	-	-	-	-	-	-	-	-	-	-	-	-	-	-	-	-	-	-	-	-	-	-	-	-	-	-	-	-
Notice of Transfer Allocations (NTA)	-	-	-	-	-	-	-	-	-	-	-	-	-	-	-	-	-	-	-	-	-	-	-	-	-	-	-	-
MDS Checks Issued	-	-	-	-	-	-	-	-	-	-	-	-	-	-	-	-	-	-	-	-	-	-	-	-	-	-	-	-
Advice to Debit Account	-	-	-	-	-	-	-	-	-	-	-	-	-	-	-	-	-	-	-	-	-	-	-	-	-	-	-	-
Working Fund for FAPs	-	-	-	-	-	-	-	-	-	-	-	-	-	-	-	-	-	-	-	-	-	-	-	-	-	-	-	-
Cash Disbursement Ceiling (CDC)	-	-	-	-	-	-	-	-	-	-	-	-	-	-	-	-	-	-	-	-	-	-	-	-	-	-	-	-
<b>TOTAL CASH DISBURSEMENTS</b>	-	-	-	-	-	-	-	-	-	-	-	-	-	-	-	-	-	-	-	-	-	-	-	-	-	-	-	-
NON-CASH DISBURSEMENTS	-	-	-	-	-	-	-	-	-	-	-	-	-	-	-	-	-	-	-	-	-	-	-	-	-	-	-	-
Tax Remittance Advices Issued (TRA)	-	-	-	-	-	-	-	-	-	-	-	-	-	-	-	-	-	-	-	-	-	-	-	-	-	-	-	-
Non-Cash Availment Authority (NCAA)	-	-	-	-	-	-	-	-	-	-	-	-	-	-	-	-	-	-	-	-	-	-	-	-	-	-	-	-
Disbursements effected through outright deductions from claims (please specify...)	-	-	-	-	-	-	-	-	-	-	-	-	-	-	-	-	-	-	-	-	-	-	-	-	-	-	-	-
Overpayment of expenses(e.g. personnel benefits)	-	-	-	-	-	-	-	-	-	-	-	-	-	-	-	-	-	-	-	-	-	-	-	-	-	-	-	-
Restitution for loss of government property	-	-	-	-	-	-	-	-	-	-	-	-	-	-	-	-	-	-	-	-	-	-	-	-	-	-	-	-
Liquidated damages and similar claims	-	-	-	-	-	-	-	-	-	-	-	-	-	-	-	-	-	-	-	-	-	-	-	-	-	-	-	-
Others(TEF BTR-Documentary Stamp Tax etc.)	-	-	-	-	-	-	-	-	-	-	-	-	-	-	-	-	-	-	-	-	-	-	-	-	-	-	-	-
<b>TOTAL NON-CASH DISBURSEMENTS</b>	-	-	-	-	-	-	-	-	-	-	-	-	-	-	-	-	-	-	-	-	-	-	-	-	-	-	-	-
<b>GRAND TOTAL</b>	-	-	-	-	-	-	-	-	-	-	-	-	-	-	-	-	-	-	-	-	-	-	-	-	-	-	-	-

SUMMARY

Particulars	Previous Report	This Month	As at Date
(1)	(2)	(3)	(4)
Total Disbursement Authorities Received	12,993,316.70	625,296.99	13,618,613.69
NCA	12,523,464.00	550,692.00	13,074,156.00
NTA	-	-	-
Working Fund	-	-	-
TRA	469,852.70	74,604.99	544,457.69
CDC	-	-	-
NCAA	-	-	-
Less: Notice of Transfer of Allocations (NTA)* issued	-	-	-
Total Disbursement Authorities Available	12,993,316.70	625,296.99	13,618,613.69
Less:			
Lapsed NCA	0.07	-	0.07
Disbursements	8,535,964.12	1,219,408.60	9,755,372.72
Less: Other Non-Cash Disbursements	-	-	-
Disbursements effected through outright deductions from claims	-	-	-
Overpayment of expenses(e.g. personnel benefits)	-	-	-
Restitution for loss of government property	-	-	-
Liquidated damages and similar claims	-	-	-
Others (e.g. TEF BTR Docs Stamp etc.)	-	-	-
Add/Less: Adjustments (e.g. cancelled/staled checks)	-	-	-
Balance of Disbursement Authorities as at date	4,457,352.51	(594,111.61)	3,863,240.90
Total Disbursements Program	12,993,316.70	625,296.99	13,618,613.69
Less: *Actual Disbursements	8,535,964.12	1,219,408.60	9,755,372.72
(Over)/Under spending	4,457,352.58	(594,111.61)	3,863,240.97

Notes: \* The use of NTA is discouraged  
Notes: \*\* Amounts should tally with the grand total disbursement (column 27).

Certified Correct:  
  
DINA M. NILLOSAN  
Agency Chief Accountant  
Date: 

Approved by:  
  
WILFREDO J. OBIEN  
Director Financial and Management Service  
Date: