

Department of Environment and Natural Resources  
**STATEMENT OF APPROPRIATIONS, ALLOTMENTS, OBLIGATIONS, DISBURSEMENTS AND BALANCES**  
 As of the Quarter Ending December 31, 2020  
**FUND 102 - CONTINUING**


Department ENVIRONMENT AND NATURAL RESOURCES  
 Agency OFFICE OF THE SECRETARY  
 Operating Unit CONSOLIDATED  
 Organization Code (UACS) \_\_\_\_\_  
 Fund Cluster 02 - Foreign Assisted Projects Fund

FAR No. 1


	Current Year Appropriations
	Supplemental Appropriations
	Continuing Appropriations

PROGRAM / ACTIVITY / PROJECT (1)	UACS CODE (2)	TOTAL										Utilization % (oblig/ allot)	Utilization % (disb/ oblig)
		CURRENT YEAR DISBURSEMENTS					BALANCES						
		1st Quarter Ending March 31 (16)	2nd Quarter Ending June 30 (17)	3rd Quarter Ending Sept 30 (18)	4th Quarter Ending Dec 31 (19)	Total (20=16+17+18+19)	Unobligated Allotments 22=(10-15)	Unpaid Obligations		(23)	(24)		
								Due and Demandable	Not Yet Due and Demandable				


Certified Correct:

  
**MAYBELL N. MANGUBOS**  
 Chief, Budget Division

Certified Correct:

  
**DINA M. NILLOSAN**  
 Department Chief Accountant

Approved by:

  
**NONITA S. CAGUIOA**  
 Assistant Secretary  
 Finance, Information Systems and Mining Concerns

Department of Environment and Natural Resources  
**STATEMENT OF APPROPRIATIONS, ALLOTMENTS, OBLIGATIONS, DISBURSEMENTS AND BALANCES**  
 As of the Quarter Ending December 31, 2020  
**FUND 102 - CONTINUING**

Department	<b>ENVIRONMENT AND NATURAL RESOURCES</b>
Agency	<b>OFFICE OF THE SECRETARY</b>
Operating Unit	<b>CONSOLIDATED</b>
Organization Code (UACS)	
Fund Cluster	<b>02 - Foreign Assisted Projects Fund</b>

FAR No. 1

	Current Year Appropriations
	Supplemental Appropriations
	Continuing Appropriations

PROGRAM / ACTIVITY / PROJECT (1)	UACS CODE (2)	TOTAL												
		APPROPRIATIONS			ALLOTMENTS			CURRENT YEAR OBLIGATIONS						
		Authorized Appropriations (3)	Adjustments (Transfer (To) From, Realignment) (4)	Adjusted Appropriations 5=(3+4)	Allotment Received (6)	Adjustments (Withdrawals, Realignment) (7)	(Transfer To) (8)	Transfer From (9)	Adjusted Total Allotments 10=[(6+(-)7)-8+9]	1st Quarter Ending March 31 (11)	2nd Quarter Ending June 30 (12)	3rd Quarter Ending Sept 30 (13)	4th Quarter Ending Dec 31 (14)	Total 15=11+12+13+14
<b>PROGRAMS</b>														
<b>Foreign Assisted Projects</b>		110,724,385.81	-	110,724,385.81	110,724,385.81	-	(10,294,222.71)	10,294,222.71	110,724,385.81	26,332,913.86	20,017,023.50	16,380,979.13	17,948,736.15	80,679,652.64
<i>MAINTENANCE AND OTHER OPERATING EXPENSES</i>	5020000000	56,963,106.92	-	56,963,106.92	56,963,106.92	-	(3,375,333.71)	3,375,333.71	56,963,106.92	4,972,957.59	1,628,531.58	6,889,001.86	15,355,742.16	28,846,233.19
<i>CAPITAL OUTLAYS</i>	5060000000	53,761,278.89	-	53,761,278.89	53,761,278.89	-	(6,918,889.00)	6,918,889.00	53,761,278.89	21,359,956.27	18,388,491.92	9,491,977.27	2,592,993.99	51,833,419.45
<b>Integrated Natural Resources and Environmental Management Project</b>	310205300001000	48,374,017.57	-	48,374,017.57	48,374,017.57	-	6,377,826.29	(6,377,826.29)	48,374,017.57	18,454,314.87	1,406,914.05	6,377,240.57	4,725,504.94	30,963,974.43
<i>MAINTENANCE AND OTHER OPERATING EXPENSES</i>	5020000000	31,876,862.16	-	31,876,862.16	31,876,862.16	-	6,377,826.29	(6,377,826.29)	31,876,862.16	3,855,314.87	1,385,924.05	6,377,240.57	4,501,127.80	16,119,607.29
<i>CAPITAL OUTLAYS</i>	5060000000	16,497,155.41	-	16,497,155.41	16,497,155.41	-	-	-	16,497,155.41	14,599,000.00	20,990.00	-	224,377.14	14,844,367.14
<b>GOP</b>		14,629,530.86	-	14,629,530.86	14,629,530.86	-	(100,000.00)	100,000.00	14,629,530.86	4,553,876.49	1,156,596.05	2,501,957.07	2,182,947.15	10,395,376.76
<i>MAINTENANCE AND OTHER OPERATING EXPENSES</i>	5020000000	12,511,982.59	-	12,511,982.59	12,511,982.59	-	(100,000.00)	100,000.00	12,511,982.59	3,253,876.49	1,135,606.05	2,501,957.07	2,142,472.87	9,033,912.48
<i>CAPITAL OUTLAYS</i>	5060000000	2,117,548.27	-	2,117,548.27	2,117,548.27	-	-	-	2,117,548.27	1,300,000.00	20,990.00	-	40,474.28	1,361,464.28
<b>LP - ADB</b>		23,455,443.77	-	23,455,443.77	23,455,443.77	-	-	-	23,455,443.77	13,900,438.38	250,318.00	3,875,283.50	2,542,557.79	20,568,597.67
<i>MAINTENANCE AND OTHER OPERATING EXPENSES</i>	5020000000	9,075,836.63	-	9,075,836.63	9,075,836.63	-	-	-	9,075,836.63	601,438.38	250,318.00	3,875,283.50	2,358,654.93	7,085,694.81
<i>CAPITAL OUTLAYS</i>	5060000000	14,379,607.14	-	14,379,607.14	14,379,607.14	-	-	-	14,379,607.14	13,299,000.00	-	-	183,902.86	13,482,902.86
<b>LP - IFAD</b>		10,289,042.94	-	10,289,042.94	10,289,042.94	-	6,477,826.29	(6,477,826.29)	10,289,042.94	-	-	-	-	-
<i>MAINTENANCE AND OTHER OPERATING EXPENSES</i>	5020000000	10,289,042.94	-	10,289,042.94	10,289,042.94	-	6,477,826.29	(6,477,826.29)	10,289,042.94	-	-	-	-	-
<i>CAPITAL OUTLAYS</i>	5060000000	-	-	-	-	-	-	-	-	-	-	-	-	-
<b>TOTAL LP</b>		33,744,486.71	-	33,744,486.71	33,744,486.71	-	6,477,826.29	(6,477,826.29)	33,744,486.71	13,900,438.38	250,318.00	3,875,283.50	2,542,557.79	20,568,597.67
<i>MAINTENANCE AND OTHER OPERATING EXPENSES</i>	5020000000	19,364,879.57	-	19,364,879.57	19,364,879.57	-	6,477,826.29	(6,477,826.29)	19,364,879.57	601,438.38	250,318.00	3,875,283.50	2,358,654.93	7,085,694.81
<i>CAPITAL OUTLAYS</i>	5060000000	14,379,607.14	-	14,379,607.14	14,379,607.14	-	-	-	14,379,607.14	13,299,000.00	-	-	183,902.86	13,482,902.86
<i>FINANCIAL EXPENSES</i>	5030000000	-	-	-	-	-	-	-	-	-	-	-	-	-
<b>Forestland Management Project</b>	310205300002000	62,350,368.24	-	62,350,368.24	62,350,368.24	-	(16,672,049.00)	16,672,049.00	62,350,368.24	7,878,598.99	18,610,109.45	10,003,738.56	13,223,231.21	49,715,678.21
<i>MAINTENANCE AND OTHER OPERATING EXPENSES</i>	5020000000	25,086,244.76	-	25,086,244.76	25,086,244.76	-	(9,753,160.00)	9,753,160.00	25,086,244.76	1,117,642.72	242,607.53	511,761.29	10,854,614.36	12,726,625.90
<i>CAPITAL OUTLAYS</i>	5060000000	37,264,123.48	-	37,264,123.48	37,264,123.48	-	(6,918,889.00)	6,918,889.00	37,264,123.48	6,760,956.27	18,367,501.92	9,491,977.27	2,368,616.85	36,989,052.31
<b>GOP</b>		3,753,714.34	-	3,753,714.34	3,753,714.34	-	(983,175.98)	983,175.98	3,753,714.34	776,027.21	242,607.53	65,634.63	1,984,421.33	3,068,690.70
<i>MAINTENANCE AND OTHER OPERATING EXPENSES</i>	5020000000	3,483,604.95	-	3,483,604.95	3,483,604.95	-	(983,175.98)	983,175.98	3,483,604.95	675,449.32	242,607.53	65,634.63	1,938,792.93	2,922,484.41
<i>CAPITAL OUTLAYS</i>	5060000000	270,109.39	-	270,109.39	270,109.39	-	-	-	270,109.39	100,577.89	-	-	45,628.40	146,206.29
<b>LP - JICA</b>		58,596,653.90	-	58,596,653.90	58,596,653.90	-	(15,688,873.02)	15,688,873.02	58,596,653.90	7,102,571.78	18,367,501.92	9,938,103.93	11,238,809.88	46,646,987.51
<i>MAINTENANCE AND OTHER OPERATING EXPENSES</i>	5020000000	21,602,639.81	-	21,602,639.81	21,602,639.81	-	(8,769,984.02)	8,769,984.02	21,602,639.81	442,193.40	-	446,126.66	8,915,821.43	9,804,141.49
<i>CAPITAL OUTLAYS</i>	5060000000	36,994,014.09	-	36,994,014.09	36,994,014.09	-	(6,918,889.00)	6,918,889.00	36,994,014.09	6,660,378.38	18,367,501.92	9,491,977.27	2,322,988.45	36,842,846.02

Department of Environment and Natural Resources  
**STATEMENT OF APPROPRIATIONS, ALLOTMENTS, OBLIGATIONS, DISBURSEMENTS AND BALANCES**  
 As of the Quarter Ending December 31, 2020  
**FUND 102 - CONTINUING**

Department **ENVIRONMENT AND NATURAL RESOURCES**  
 Agency **OFFICE OF THE SECRETARY**  
 Operating Unit **CONSOLIDATED**  
 Organization Code (UACS) \_\_\_\_\_  
 Fund Cluster **02 - Foreign Assisted Projects Fund**

FAR No. 1

	Current Year Appropriations
	Supplemental Appropriations
	Continuing Appropriations

PROGRAM / ACTIVITY / PROJECT (1)	UACS CODE (2)	TOTAL								Utilization % (oblig/ allot)	Utilization % (disb/ oblig)
		CURRENT YEAR DISBURSEMENTS					BALANCES				
		1st Quarter Ending March 31 (16)	2nd Quarter Ending June 30 (17)	3rd Quarter Ending Sept 30 (18)	4th Quarter Ending Dec 31 (19)	Total (20=16+17+18+19)	Unobligated Allotments 22=(10-15)	Unpaid Obligations			
								Due and Demandable (23)	Not Yet Due and Demandable (24)		
<b>PROGRAMS</b>											
<b>Foreign Assisted Projects</b>		4,692,848.98	2,942,551.71	23,262,419.24	12,861,468.70	43,759,278.63	30,044,733.17	1,848,812.75	35,071,561.26	72.87	54.24
<i>MAINTENANCE AND OTHER OPERATING EXPENSES</i>	5020000000	3,866,387.18	732,759.26	2,564,463.05	4,206,644.65	11,370,254.14	28,116,873.73	1,690,838.47	15,785,140.58	50.64	39.42
<i>CAPITAL OUTLAYS</i>	5060000000	826,461.80	2,209,792.45	20,697,956.19	8,654,814.05	32,389,024.49	1,927,859.44	157,974.28	19,286,420.68	96.41	62.49
<b>Integrated Natural Resources and Environmental Management Project</b>	310205300001000	3,066,563.27	539,949.64	16,378,896.77	4,403,488.86	24,388,898.54	17,410,043.14	1,466,190.16	5,108,885.73	64.01	78.77
<i>MAINTENANCE AND OTHER OPERATING EXPENSES</i>	5020000000	3,066,563.27	539,949.64	2,311,039.63	3,667,453.14	9,585,005.68	15,757,254.87	1,425,715.88	5,108,885.73	50.57	59.46
<i>CAPITAL OUTLAYS</i>	5060000000	-	-	14,067,857.14	736,035.72	14,803,892.86	1,652,788.27	40,474.28	(0.00)	89.98	99.73
<b>GOP</b>		2,829,007.42	431,207.49	3,501,223.79	1,385,139.57	8,146,578.27	4,234,154.10	830,075.94	1,418,722.55	71.06	78.37
<i>MAINTENANCE AND OTHER OPERATING EXPENSES</i>	5020000000	2,829,007.42	431,207.49	2,201,223.79	1,364,149.57	6,825,588.27	3,478,070.11	789,601.66	1,418,722.55	72.20	75.56
<i>CAPITAL OUTLAYS</i>	5060000000	-	-	1,300,000.00	20,990.00	1,320,990.00	756,083.99	40,474.28	-	64.29	97.03
<b>LP - ADB</b>		237,555.85	108,742.15	12,877,672.98	3,018,349.29	16,242,320.27	2,886,846.10	636,114.22	3,690,163.18	87.69	78.97
<i>MAINTENANCE AND OTHER OPERATING EXPENSES</i>	5020000000	237,555.85	108,742.15	109,815.84	2,303,303.57	2,759,417.41	1,990,141.82	636,114.22	3,690,163.18	78.07	38.94
<i>CAPITAL OUTLAYS</i>	5060000000	-	-	12,767,857.14	715,045.72	13,482,902.86	896,704.28	-	(0.00)	93.76	100.00
<b>LP - IFAD</b>		-	-	-	-	-	10,289,042.94	-	-	-	-
<i>MAINTENANCE AND OTHER OPERATING EXPENSES</i>	5020000000	-	-	-	-	-	10,289,042.94	-	-	-	-
<i>CAPITAL OUTLAYS</i>	5060000000	-	-	-	-	-	-	-	-	-	-
<b>TOTAL LP</b>		237,555.85	108,742.15	12,877,672.98	3,018,349.29	16,242,320.27	13,175,889.04	636,114.22	3,690,163.18	60.95	78.97
<i>MAINTENANCE AND OTHER OPERATING EXPENSES</i>	5020000000	237,555.85	108,742.15	109,815.84	2,303,303.57	2,759,417.41	12,279,184.76	636,114.22	3,690,163.18	36.59	38.94
<i>CAPITAL OUTLAYS</i>	5060000000	-	-	12,767,857.14	715,045.72	13,482,902.86	896,704.28	-	(0.00)	93.76	100.00
<i>FINANCIAL EXPENSES</i>	5030000000	-	-	-	-	-	-	-	-	-	-
<b>Forestland Management Project</b>	310205300002000	1,626,285.71	2,402,602.07	6,883,522.47	8,457,969.84	19,370,380.09	12,634,690.03	382,622.59	29,962,675.53	79.74	38.96
<i>MAINTENANCE AND OTHER OPERATING EXPENSES</i>	5020000000	799,823.91	192,809.62	253,423.42	539,191.51	1,785,248.46	12,359,618.86	265,122.59	10,676,254.85	50.73	14.03
<i>CAPITAL OUTLAYS</i>	5060000000	826,461.80	2,209,792.45	6,630,099.05	7,918,778.33	17,585,131.63	275,071.17	117,500.00	19,286,420.68	99.26	47.54
<b>GOP</b>		617,378.91	232,182.75	109,569.36	39,533.23	998,664.25	685,023.64	56,694.55	2,013,331.90	81.75	32.54
<i>MAINTENANCE AND OTHER OPERATING EXPENSES</i>	5020000000	617,378.91	170,097.62	71,076.60	39,533.23	898,086.36	561,120.54	49,287.86	1,975,110.19	83.89	30.73
<i>CAPITAL OUTLAYS</i>	5060000000	-	62,085.13	38,492.76	-	100,577.89	123,903.10	7,406.69	38,221.71	54.13	68.79
<b>LP - JICA</b>		1,008,906.80	2,170,419.32	6,773,953.11	8,418,436.61	18,371,715.84	11,949,666.39	325,928.04	27,949,343.63	79.61	39.38
<i>MAINTENANCE AND OTHER OPERATING EXPENSES</i>	5020000000	182,445.00	22,712.00	182,346.82	499,658.28	887,162.10	11,798,498.32	215,834.73	8,701,144.66	45.38	9.05
<i>CAPITAL OUTLAYS</i>	5060000000	826,461.80	2,147,707.32	6,591,606.29	7,918,778.33	17,484,553.74	151,168.07	110,093.31	19,248,198.97	99.59	47.46

Department of Environment and Natural Resources  
**STATEMENT OF APPROPRIATIONS, ALLOTMENTS, OBLIGATIONS, DISBURSEMENTS AND BALANCES**  
 As of the Quarter Ending December 31, 2020  
**FUND 102 - CONTINUING**

Department	<u>ENVIRONMENT AND NATURAL RESOURCES</u>
Agency	<u>OFFICE OF THE SECRETARY</u>
Operating Unit	<u>CONSOLIDATED</u>
Organization Code (UACS)	
Fund Cluster	<u>02 - Foreign Assisted Projects Fund</u>

FAR No. 1

	Current Year Appropriations
	Supplemental Appropriations
	Continuing Appropriations

PROGRAM / ACTIVITY / PROJECT (1)	UACS CODE (2)	TOTAL												
		APPROPRIATIONS			ALLOTMENTS				CURRENT YEAR OBLIGATIONS					
		Authorized Appropriations (3)	Adjustments (Transfer (To) From, Realignment) (4)	Adjusted Appropriations 5=(3+4)	Allotment Received (6)	Adjustments (Withdrawals, Realignment) (7)	(Transfer To) (8)	Transfer From (9)	Adjusted Total Allotments 10=[(6+(-)7)-8+9]	1st Quarter Ending March 31 (11)	2nd Quarter Ending June 30 (12)	3rd Quarter Ending Sept 30 (13)	4th Quarter Ending Dec 31 (14)	Total 15=11+12+13+14