

**AGING OF UNPAID OBLIGATIONS**  
As at the Quarter Ending December 31, 2019

Department: Department of Environment and Natural Resources (DENR)  
Agency: Office of the Secretary  
Operating Unit: All  
Organization Code (UACS): 10001000000

Fund Cluster: 01 - Regular Agency Fund  
Report Status: ALL

Obligation Request and Status				AGING OF UNPAID OBLIGATIONS								Remarks
Name of Creditors 1	Number 2	Date 3	Amount 4	Amount 5	90 days & below 6	91 to 180 days 7	181 to 270 days 8	271 to 365/366 days 9	More than 1 year but less than 2 years 10	More than 2 years 11		
			2,858,301,707.71	2,814,237,440.66	1,273,658,616.61	263,773,447.92	119,804,982.58	113,247,783.99	577,220,674.31	466,531,935.25		
Department of Environment and Natural Resources (DENR)			2,858,301,707.71	2,814,237,440.66	1,273,658,616.61	263,773,447.92	119,804,982.58	113,247,783.99	577,220,674.31	466,531,935.25		
Office of the Secretary			2,858,301,707.71	2,814,237,440.66	1,273,658,616.61	263,773,447.92	119,804,982.58	113,247,783.99	577,220,674.31	466,531,935.25		
<b>National Capital Region (NCR)</b>			<b>1,067,745,179.32</b>	<b>1,023,680,912.27</b>	<b>469,018,484.03</b>	<b>35,445,755.55</b>	<b>9,456,431.57</b>	<b>3,440.00</b>	<b>339,456,612.15</b>	<b>170,300,188.97</b>		
Central Office			894,282,400.61	850,218,133.56	359,802,953.48	-	-	-	333,442,080.09	156,973,099.99		
Forest Management Bureau (FMB)			36,569,550.84	36,569,550.84	35,875,796.31	690,314.53	-	3,440.00	-	-		
Land Management Bureau (LMB)			12,597,031.12	12,597,031.12	4,603,594.76	6,320,566.36	1,672,870.00	-	-	-		
Biodiversity Management Bureau (BMB)			77,336,829.13	77,336,829.13	41,135,355.90	28,417,911.66	7,783,561.57	-	-	-		
NCR - Proper			46,959,367.62	46,959,367.62	27,600,783.58	16,963.00	-	-	6,014,532.06	13,327,088.98		
<b>Region I - Ilocos</b>			<b>222,166,171.43</b>	<b>222,166,171.43</b>	<b>47,412,054.74</b>	<b>21,460,395.10</b>	<b>14,117,498.17</b>	<b>10,549,881.82</b>	<b>54,024,725.22</b>	<b>74,601,616.38</b>		
Regional Office I - Proper			31,410,115.02	31,410,115.02	8,812,694.96	2,522,831.61	101,423.06	148,995.10	15,079,814.34	4,744,355.95		
PENRO Ilocos Norte			82,060,695.97	82,060,695.97	16,557,152.88	2,471,802.87	9,537,395.77	2,087,697.60	19,810,638.65	31,596,008.20		
PENRO Ilocos Sur			33,479,329.44	33,479,329.44	5,975,195.03	6,342,757.33	58,490.00	5,404,875.50	5,904,484.48	9,793,527.10		
PENRO La Union			15,363,390.94	15,363,390.94	4,279,835.42	1,646,840.02	2,556,120.06	804,987.15	-	6,075,608.29		
PENRO Pangasinan			59,852,640.06	59,852,640.06	11,787,176.45	8,476,163.27	1,864,069.28	2,103,326.47	13,229,787.75	22,392,116.84		
<b>Cordillera Administrative Region (CAR)</b>			<b>73,348,241.63</b>	<b>73,348,241.63</b>	<b>55,158,044.51</b>	<b>6,304,000.89</b>	<b>6,438,618.84</b>	<b>3,796,670.68</b>	<b>444,970.50</b>	<b>1,205,936.21</b>		
Regional Office CAR - Proper			8,408,248.11	8,408,248.11	8,408,248.11	-	-	-	-	-		
PENRO Abra			17,192,210.69	17,192,210.69	15,373,774.13	1,057,486.56	760,950.00	-	-	-		
PENRO Apayao			10,386,378.35	10,386,378.35	8,069,382.42	361,335.93	1,955,660.00	-	-	-		
PENRO Benguet			12,050,889.03	12,050,889.03	4,818,079.13	108,670.67	3,722,008.84	1,851,223.68	344,970.50	1,205,936.21		
PENRO Ifugao			5,259,961.72	5,259,961.72	5,259,961.72	-	-	-	-	-		
PENRO Kalinga			10,923,437.07	10,923,437.07	8,877,990.07	-	-	1,945,447.00	100,000.00	-		
PENRO Mt. Province			9,127,116.66	9,127,116.66	4,350,608.93	4,776,507.73	-	-	-	-		
<b>Region II - Cagayan Valley</b>			<b>53,353,691.76</b>	<b>53,353,691.76</b>	<b>37,997,107.29</b>	<b>1,016,181.49</b>	<b>8,975,964.80</b>	<b>2,453,888.18</b>	<b>805,900.00</b>	<b>2,104,650.00</b>		
Regional Office II - Proper			10,604,776.48	10,604,776.48	10,604,776.48	-	-	-	-	-		
PENRO Batanes			756,343.49	756,343.49	756,343.49	-	-	-	-	-		
PENRO Cagayan			11,886,748.31	11,886,748.31	9,441,860.13	-	-	2,444,888.18	-	-		
PENRO Isabela			14,451,775.60	14,451,775.60	5,041,844.85	471,340.95	8,929,589.80	9,000.00	-	-		
PENRO Nueva Vizcaya			6,897,285.31	6,897,285.31	3,986,735.31	-	-	-	805,900.00	2,104,650.00		
PENRO Quirino			8,756,762.57	8,756,762.57	8,165,547.03	544,840.54	46,375.00	-	-	-		
<b>Region III - Central Luzon</b>			<b>52,736,886.23</b>	<b>52,736,886.23</b>	<b>48,061,932.29</b>	<b>423,814.16</b>	<b>-</b>	<b>1,544,639.30</b>	<b>2,682,875.48</b>	<b>23,625.00</b>		
Regional Office III - Proper			12,768,120.13	12,768,120.13	12,288,364.23	-	-	479,755.90	-	-		
PENRO Aurora			2,172,401.36	2,172,401.36	1,738,114.20	423,814.16	-	-	10,473.00	-		
PENRO Bataan			5,759,473.81	5,759,473.81	5,759,473.81	-	-	-	-	-		
PENRO Bulacan			6,674,536.21	6,674,536.21	6,613,411.21	-	-	-	37,500.00	23,625.00		
PENRO Nueva Ecija			7,751,737.86	7,751,737.86	7,751,737.86	-	-	-	-	-		
PENRO Pampanga			6,232,535.82	6,232,535.82	5,167,652.42	-	-	1,064,883.40	-	-		
PENRO Tarlac			4,043,151.49	4,043,151.49	3,696,440.44	-	-	-	346,711.05	-		
PENRO Zambales			7,334,929.55	7,334,929.55	5,046,738.12	-	-	-	2,288,191.43	-		
<b>Region IVA - CALABARZON</b>			<b>162,076,161.18</b>	<b>162,076,161.18</b>	<b>64,396,900.97</b>	<b>15,096,639.77</b>	<b>16,346,656.85</b>	<b>25,752,584.61</b>	<b>5,386,450.03</b>	<b>35,096,928.95</b>		
Ecosystems Research and Development Bureau (ERDB)			60,645,010.81	60,645,010.81	17,757,142.25	8,185,052.52	11,364,434.88	8,970.00	554,411.16	24,775,000.00		
Regional Office IVA - Proper			50,000,769.58	50,000,769.58	9,650,509.25	6,100,907.77	3,627,409.08	25,743,614.61	4,832,038.87	46,290.00		
PENRO Batangas			10,582,436.09	10,582,436.09	10,328,426.09	254,010.00	-	-	-	-		
PENRO Cavite			655,296.20	655,296.20	-	655,296.20	-	-	-	-		
PENRO Laguna			9,804,306.19	9,804,306.19	8,311,612.27	137,881.03	1,354,812.89	-	-	-		
PENRO Quezon			27,167,264.05	27,167,264.05	16,492,132.85	399,492.25	-	-	-	10,275,638.95		

**AGING OF UNPAID OBLIGATIONS**  
As at the Quarter Ending December 31, 2019

Department: Department of Environment and Natural Resources (DENR)  
Agency: Office of the Secretary  
Operating Unit: All  
Organization Code (UACS): 10001000000

Fund Cluster: 01 - Regular Agency Fund  
Report Status: ALL

Obligation Request and Status				AGING OF UNPAID OBLIGATIONS								Remarks
Name of Creditors	Number	Date	Amount	Amount	90 days & below	91 to 180 days	181 to 270 days	271 to 365/366 days	More than 1 year but less than 2 years	More than 2 years		
1	2	3	4	5	6	7	8	9	10	11	12	
PENRO Rizal			3,221,078.26	3,221,078.26	1,857,078.26	1,364,000.00	-	-	-	-	-	
<b>Region IVB - MIMAROPA</b>			<b>140,144,032.67</b>	<b>140,144,032.67</b>	<b>63,212,781.39</b>	<b>23,407.03</b>	<b>886,661.33</b>	<b>12,000.00</b>	<b>26,041,782.05</b>	<b>49,967,400.87</b>		
Regional Office IV-B - Proper			13,110,446.44	13,110,446.44	9,592,571.54	-	-	-	3,485,335.00	32,539.90		
PENRO Marinduque			661,269.08	661,269.08	570,862.05	23,407.03	-	-	67,000.00	-		
PENRO Occidental Mindoro			3,444,699.12	3,444,699.12	2,111,113.79	-	886,661.33	-	428,383.00	18,541.00		
PENRO Oriental Mindoro			35,122,627.36	35,122,627.36	9,915,564.95	-	-	12,000.00	7,831,649.21	17,363,413.20		
PENRO Palawan			85,092,164.64	85,092,164.64	39,810,857.16	-	-	-	13,860,314.84	31,420,992.64		
PENRO Romblon			2,712,826.03	2,712,826.03	1,211,811.90	-	-	-	369,100.00	1,131,914.13		
<b>Region V - Bicol</b>			<b>92,103,807.43</b>	<b>92,103,807.43</b>	<b>61,614,589.86</b>	<b>8,885,292.39</b>	<b>6,064,051.49</b>	<b>13,679,988.07</b>	<b>1,001,029.78</b>	<b>858,855.84</b>		
Regional Office V - Proper			20,516,945.01	20,516,945.01	15,686,502.77	1,873,571.66	2,316,421.83	285,186.65	-	355,262.10		
PENRO Albay			8,537,784.04	8,537,784.04	8,537,784.04	-	-	-	-	-		
PENRO Camarines Norte			6,262,971.32	6,262,971.32	3,855,839.19	213,652.73	-	1,885,850.00	18,843.10	288,786.30		
PENRO Camarines Sur			28,585,980.50	28,585,980.50	13,426,128.47	1,883,796.86	1,693,650.00	10,471,867.34	968,037.83	142,500.00		
PENRO Catanduanes			2,363,325.87	2,363,325.87	1,587,992.87	-	-	-	775,333.00	-		
PENRO Masbate			22,641,658.06	22,641,658.06	16,463,788.84	4,786,331.77	1,220,019.95	171,517.50	-	-		
PENRO Sorsogon			3,195,142.63	3,195,142.63	2,056,553.68	127,939.37	833,959.71	90,233.58	14,148.85	72,307.44		
<b>Region VI - Western Visayas</b>			<b>189,499,081.30</b>	<b>189,499,081.30</b>	<b>129,678,726.30</b>	<b>29,899,517.51</b>	<b>4,484,435.08</b>	<b>8,972,865.10</b>	<b>352,221.83</b>	<b>16,111,315.48</b>		
Regional Office VI - Proper			15,682,211.90	15,682,211.90	15,642,211.91	-	-	-	39,999.99	-		
PENRO Aklan			51,391,368.91	51,391,368.91	51,287,187.88	-	-	-	104,181.03	-		
PENRO Antique			67,409,098.44	67,409,098.44	46,069,548.15	18,663,274.51	2,676,275.78	-	-	-		
PENRO Capiz			5,076,809.02	5,076,809.02	1,928,322.09	1,188,796.38	-	-	109,212.31	1,850,478.24		
PENRO Iloilo			14,612,906.20	14,612,906.20	8,625,024.18	4,080,894.22	1,808,159.30	-	98,828.50	-		
PENRO Guimaras			2,319,021.89	2,319,021.89	2,287,521.89	31,500.00	-	-	-	-		
PENRO Negros Occidental			33,007,664.94	33,007,664.94	3,838,910.20	5,935,052.40	-	8,972,865.10	-	14,260,837.24		
<b>Region VII - Central Visayas</b>			<b>80,223,248.51</b>	<b>80,223,248.51</b>	<b>25,666,489.36</b>	<b>22,481,896.98</b>	<b>27,018,842.94</b>	<b>3,410,347.93</b>	<b>1,067,431.13</b>	<b>578,240.17</b>		
Regional Office VII - Proper			19,557,217.98	19,557,217.98	5,812,760.67	13,112,660.07	10,501.09	434,569.02	-	186,727.13		
PENRO Bohol			13,368,615.75	13,368,615.75	4,495,033.05	5,135,040.43	2,801,941.53	776,234.90	8,830.30	151,535.54		
PENRO Cebu			29,870,465.73	29,870,465.73	13,179,548.18	1,419,578.46	14,629,043.73	51,435.36	590,860.00	-		
PENRO Negros Oriental			16,424,434.81	16,424,434.81	1,680,459.14	2,388,292.10	9,499,856.59	2,148,108.65	467,740.83	239,977.50		
PENRO Siquijor			1,002,514.24	1,002,514.24	498,688.32	426,325.92	77,500.00	-	-	-		
<b>Region VIII - Eastern Visayas</b>			<b>90,796,556.02</b>	<b>90,796,556.02</b>	<b>29,896,519.64</b>	<b>1,567,327.90</b>	<b>2,473,823.70</b>	<b>734,967.61</b>	<b>30,186,454.53</b>	<b>25,937,462.64</b>		
Regional Office VIII - Proper			17,559,776.16	17,559,776.16	7,507,158.45	190,629.00	7,000.00	619,682.88	2,944,078.00	6,291,227.83		
PENRO Biliran			2,147,602.45	2,147,602.45	587,239.15	-	375,500.00	33,500.00	568,300.00	583,063.30		
PENRO Leyte			22,734,365.22	22,734,365.22	3,283,068.13	843,993.93	1,346,833.70	28,138.89	2,061,714.06	15,170,616.51		
PENRO Southern Leyte			1,536,379.02	1,536,379.02	979,879.02	-	556,500.00	-	-	-		
PENRO Eastern Samar			5,788,252.70	5,788,252.70	621,783.40	-	-	-	4,713,969.30	452,500.00		
PENRO Northern Samar			19,778,104.23	19,778,104.23	7,640,556.28	532,704.97	187,990.00	53,645.84	10,429,874.20	933,332.94		
PENRO Western Samar			21,252,076.24	21,252,076.24	9,276,835.21	-	-	-	9,468,518.97	2,506,722.06		
<b>Region IX - Zamboanga Peninsula</b>			<b>146,344,283.32</b>	<b>146,344,283.32</b>	<b>45,619,360.61</b>	<b>53,334,711.97</b>	<b>27,000.00</b>	<b>4,292,124.76</b>	<b>21,053,006.76</b>	<b>22,008,079.22</b>		
Regional Office IX - Proper			46,125,927.57	46,125,927.57	4,090,825.55	41,995,124.02	-	39,978.00	-	-		
PENRO Zamboanga del Norte			30,276,254.13	30,276,254.13	26,017,333.07	54,244.00	-	-	4,204,677.06	-		
PENRO Zamboanga del Sur			10,292,682.25	10,292,682.25	4,196,274.57	-	-	-	6,096,407.68	-		
PENRO Zamboanga Sibugay			59,649,419.37	59,649,419.37	11,314,927.42	11,285,343.95	27,000.00	4,252,146.76	10,761,922.02	22,008,079.22		
<b>Region X - Northern Mindanao</b>			<b>88,691,125.01</b>	<b>88,691,125.01</b>	<b>46,896,953.48</b>	<b>3,492,250.56</b>	<b>8,448,251.32</b>	<b>6,364,206.98</b>	<b>19,429,278.30</b>	<b>4,060,184.37</b>		
Regional Office X - Proper			25,333,422.27	25,333,422.27	21,338,901.80	2,648,326.43	1,077,656.13	245,042.91	23,495.00	-		
PENRO Bukidnon			14,514,685.61	14,514,685.61	5,673,332.01	843,924.13	7,370,595.19	626,834.28	-	-		
PENRO Camiguin			5,606,860.97	5,606,860.97	2,048,176.60	-	-	-	-	3,558,684.37		
PENRO Lanao del Norte			13,344,930.42	13,344,930.42	7,852,600.63	-	-	5,492,329.79	-	-		

**AGING OF UNPAID OBLIGATIONS**  
As at the Quarter Ending December 31, 2019

Department: Department of Environment and Natural Resources (DENR)  
Agency: Office of the Secretary  
Operating Unit: All  
Organization Code (UACS): 10001000000

Fund Cluster: 01 - Regular Agency Fund  
Report Status: ALL

Obligation Request and Status				AGING OF UNPAID OBLIGATIONS								Remarks
Name of Creditors 1	Number 2	Date 3	Amount 4	Amount 5	90 days & below 6	91 to 180 days 7	181 to 270 days 8	271 to 365/366 days 9	More than 1 year but less than 2 years 10	More than 2 years 11		
PENRO Misamis Occidental			23,987,297.42	23,987,297.42	8,221,754.24	-	-	-	15,264,043.18	501,500.00		
PENRO Misamis Oriental			5,903,928.32	5,903,928.32	1,762,188.20	-	-	-	4,141,740.12	-		
Region XI - Davao			139,279,717.31	139,279,717.31	38,210,857.82	46,350,260.01	2,684,626.17	150,000.00	24,203,761.48	27,680,211.83		
Regional Office XI - Proper			10,560,838.37	10,560,838.37	10,560,838.37	-	-	-	-	-		
PENRO Compostela Valley			20,485,565.11	20,485,565.11	2,833,522.67	1,176,079.76	-	-	16,475,962.68	-		
PENRO Davao del Norte			29,813,661.11	29,813,661.11	4,516,499.45	291,159.94	1,449,706.17	150,000.00	4,774,490.80	18,631,804.75		
PENRO Davao del Sur			9,274,540.43	9,274,540.43	8,939,981.11	-	-	-	-	334,559.32		
PENRO Davao Oriental			52,432,606.12	52,432,606.12	8,581,279.21	43,827,217.91	-	-	24,109.00	-		
PENRO Davao Occidental			16,712,506.17	16,712,506.17	2,778,737.01	1,055,802.40	1,234,920.00	-	2,929,199.00	8,713,847.76		
Region XII - SOCCSKSARGEN			71,291,745.15	71,291,745.15	42,648,463.73	39,000.00	-	12,750.00	28,591,531.42	-		
Regional Office XII - Proper			18,777,837.82	18,777,837.82	18,738,837.82	39,000.00	-	-	-	-		
PENRO North Cotabato			30,840,938.71	30,840,938.71	8,287,702.94	-	-	-	22,553,235.77	-		
PENRO Sarangani			6,672,634.66	6,672,634.66	2,837,659.66	-	-	-	3,834,975.00	-		
PENRO South Cotabato			2,216,070.65	2,216,070.65	-	-	-	12,750.00	2,203,320.65	-		
PENRO Sultan Kudarat			12,784,263.31	12,784,263.31	12,784,263.31	-	-	-	-	-		
Region XIII - CARAGA			188,501,779.44	188,501,779.44	68,169,350.59	17,952,996.61	12,382,120.32	31,517,428.95	22,482,643.65	35,997,239.32		
Regional Office XIII - Proper			44,182,249.08	44,182,249.08	28,595,009.61	2,021,632.52	605,682.52	1,755,685.03	5,361,155.40	5,843,084.00		
PENRO Agusan del Norte			12,716,999.41	12,716,999.41	3,790,749.04	376,327.43	2,513,500.00	47,935.76	3,957,326.55	2,031,160.63		
PENRO Agusan del Sur			78,583,168.41	78,583,168.41	19,270,971.13	8,317,701.76	710,633.20	28,183,243.82	-	22,100,618.50		
PENRO Surigao del Norte			15,545,533.40	15,545,533.40	7,525,174.78	1,288,778.28	5,624.00	157,616.51	2,830,897.66	3,737,442.17		
PENRO Surigao del Sur			24,414,251.24	24,414,251.24	4,499,518.94	1,579,103.36	8,017,570.00	1,365,416.88	6,667,708.04	2,284,934.02		
PENRO Dinagat Islands			13,059,577.90	13,059,577.90	4,487,927.09	4,369,453.26	529,110.60	7,530.95	3,665,556.00	-		


**AGING OF UNPAID OBLIGATIONS**  
As at the Quarter Ending December 31, 2019

Department: Department of Environment and Natural Resources (DENR)  
 Agency: Office of the Secretary  
 Operating Unit: All  
 Organization Code (UACS): 100010000000


Fund Cluster: 01 - Regular Agency Fund  
 Report Status: ALL

Obligation Request and Status				AGING OF UNPAID OBLIGATIONS							
Name of Creditors 1	Number 2	Date 3	Amount 4	Amount 5	90 days & below 6	91 to 180 days 7	181 to 270 days 8	271 to 365/366 days 9	More than 1 year but less than 2 years 10	More than 2 years 11	Remarks 12


Certified Correct:

  
 Maybell N. Mangubos  
 Agency Budget Officer  
 Date:


Certified Correct:

  
 Diña M. Nillosan  
 Agency Chief Accountant  
 Date: 11/11

Recommending Approval:

  
 Wilfredo J. Obien  
 Director, FMS  
 Date:

Approved By:

  
 Engr. Nonita S. Laguioa  
 Asec for Finance, Information Systems and Mining Concerns  
 Date:

**AGING OF UNPAID OBLIGATIONS**  
As at the Quarter Ending December 31, 2019

Department: Department of Environment and Natural Resources (DENR)  
Agency: Office of the Secretary  
Operating Unit: All  
Organization Code (UACS): 100010000000

Fund Cluster: 02 - Foreign Assisted Projects Fund  
Report Status: ALL

Obligation Request and Status				AGING OF UNPAID OBLIGATIONS									Remarks 12
Name of Creditors 1	Number 2	Date 3	Amount 4	Amount 5	90 days & below 6	91 to 180 days 7	181 to 270 days 8	271 to 365/366 days 9	More than 1 year but less than 2 years 10	More than 2 years 11			
			889,236,919.83	889,236,919.83	271,951,969.34	9,609,724.64	45,270,766.11	89,378,348.35	110,369,396.33	362,656,715.06			
Department of Environment and Natural Resources (DENR)			889,236,919.83	889,236,919.83	271,951,969.34	9,609,724.64	45,270,766.11	89,378,348.35	110,369,396.33	362,656,715.06			
Office of the Secretary			889,236,919.83	889,236,919.83	271,951,969.34	9,609,724.64	45,270,766.11	89,378,348.35	110,369,396.33	362,656,715.06			
National Capital Region (NCR)			104,558,142.58	104,558,142.58	102,513,930.70	29,433.98	2,014,777.90	-	-	-			
Central Office			156,092.87	156,092.87	112,626.89	29,433.98	14,032.00	-	-	-			
Forest Management Bureau (FMB)			104,402,049.71	104,402,049.71	102,401,303.81	-	2,000,745.90	-	-	-			
Cordillera Administrative Region (CAR)			89,748,609.38	89,748,609.38	78,099,657.99	9,580,290.66	1,109,579.58	527,732.85	431,348.30	-			
Regional Office CAR - Proper			10,010,348.49	10,010,348.49	4,954,169.09	4,566,958.43	489,220.97	-	-	-			
PENRO Apayao			3,489,006.75	3,489,006.75	2,097,541.61	1,391,465.14	-	-	-	-			
PENRO Ifugao			62,139,117.85	62,139,117.85	58,771,572.38	2,070,998.76	490,647.56	374,550.85	431,348.30	-			
PENRO Kalinga			11,078,822.89	11,078,822.89	9,245,061.51	1,550,868.33	129,711.05	153,182.00	-	-			
PENRO Mt. Province			3,031,313.40	3,031,313.40	3,031,313.40	-	-	-	-	-			
Region II - Cagayan Valley			690,600,760.50	690,600,760.50	87,010,621.24	-	42,146,408.63	88,848,967.54	109,938,048.03	362,656,715.06			
Regional Office II - Proper			12,402,592.60	12,402,592.60	4,234,866.40	-	-	-	8,167,726.20	-			
PENRO Nueva Vizcaya			630,381,027.43	630,381,027.43	34,958,614.37	-	42,146,408.63	88,848,967.54	101,770,321.83	362,656,715.06			
PENRO Quirino			47,817,140.47	47,817,140.47	47,817,140.47	-	-	-	-	-			
Region III - Central Luzon			3,484,663.35	3,484,663.35	3,484,663.35	-	-	-	-	-			
Regional Office III - Proper			151,646.68	151,646.68	151,646.68	-	-	-	-	-			
PENRO Nueva Ecija			3,333,016.67	3,333,016.67	3,333,016.67	-	-	-	-	-			
Region VI - Western Visayas			534,010.53	534,010.53	534,010.53	-	-	-	-	-			
Regional Office VI - Proper			53,585.68	53,585.68	53,585.68	-	-	-	-	-			
PENRO Iloilo			480,424.85	480,424.85	480,424.85	-	-	-	-	-			
Region VII - Central Visayas			310,733.49	310,733.49	309,085.53	-	-	1,647.96	-	-			
Regional Office VII - Proper			310,733.49	310,733.49	309,085.53	-	-	1,647.96	-	-			

**AGING OF UNPAID OBLIGATIONS**  
As at the Quarter Ending December 31, 2019

Department: Department of Environment and Natural Resources (DENR)  
Agency: Office of the Secretary  
Operating Unit: All  
Organization Code (UACS): 100010000000


Fund Cluster: 02 - Foreign Assisted Projects Fund  
Report Status: ALL

Obligation Request and Status				AGING OF UNPAID OBLIGATIONS							
Name of Creditors	Number	Date	Amount	Amount	90 days & below	91 to 180 days	181 to 270 days	271 to 365/366 days	More than 1 year but less than 2 years	More than 2 years	Remarks
1	2	3	4	5	6	7	8	9	10	11	12


Certified Correct:

  
Maybell N. Mangubos  
Agency Budget Officer  
Date:


Certified Correct:

  
Diña M. Nillosan  
Agency Chief Accountant  
Date: *MA*

Recommending Approval:

  
Wilfredo J. Obien  
Director, FMS  
Date:

Approved By:

  
Engr. Nonita S. Caguioa  
Asec. for Finance, Information Systems and Mining Concerns  
Date:




**AGING OF UNPAID OBLIGATIONS**  
As at the Quarter Ending December 31, 2019

Department: Department of Environment and Natural Resources (DENR)  
Agency: Office of the Secretary  
Operating Unit: All  
Organization Code (UACS): 100010000000



Fund Cluster: 03 - Special Account - Locally Funded  
Report Status: ALL

Obligation Request and Status				AGING OF UNPAID OBLIGATIONS							Remarks
Name of Creditors 1	Number 2	Date 3	Amount 4	Amount 5	90 days & below 6	91 to 180 days 7	181 to 270 days 8	271 to 365/366 days 9	More than 1 year but less than 2 years 10	More than 2 years 11	


Certified Correct:

  
Maybell N. Mangubos  
Agency Budget Officer  
Date:


Certified Correct:

  
Diña M. Nillosan  
Agency Chief Accountant  
Date: 

Recommending Approval:

  
Wilfredo J. Obien  
Director, FMS  
Date:

Approved By:

  
Engr. Nonita S. Caguioa  
Asec for Finance, Information Systems and Mining Concerns  
Date: