

STATEMENT OF OBLIGATIONS, DISBURSEMENTS, LIQUIDATIONS AND BALANCES for INTER-AGENCY FUND TRANSFERS  
(for Source Agency use only)  
For the Year Ended December 31, 2019

FAR No. 1-C

Department : Department of Environment and Natural Resources  
Agency/Entity : Office of the Secretary  
Operating Unit :  
Organization Code (UACS) :  
Fund Cluster : 01 - Regular Agency Fund  
[e.g. UACS Fund Cluster: 01- Regular Agency Fund, 02 - Foreign Assisted Project fund, 03 - Special Account - Locally Funded/Domestic Grants Fund, and 04-Special Account-Foreign Assisted/Foreign Grants Fund]





	Current Year Appropriations
	Supplemental Appropriations
	Continuing Appropriations

Implementing Agencies and Projects	Obligation Request and Status		Obligations					Disbursements (Fund Transferred To)					Liquidations					Unpaid Obligations	Unliquidated Fund Transfers
			1st Quarter Ending March 31	2nd Quarter Ending June 30	3rd Quarter Ending Sept. 30	4th Quarter Ending Dec. 31	Total	1st Quarter Ending March 31	2nd Quarter Ending June 30	3rd Quarter Ending Sept. 30	4th Quarter Ending Dec. 31	Total	1st Quarter Ending March 31	2nd Quarter Ending June 30	3rd Quarter Ending Sept. 30	4th Quarter Ending Dec. 31	Total		
	Number	Date	4	5	6	7	8=(4+5+6+7)	9	10	11	12	13=(9+10+11+12)	14	15	16	17	18=(14+15+16+17)		
PS	NO TRANSACTION																		
MOOE	Region 1	Various ORS	587,401.41	172,753.52	1,183,326.73	1,092,284.89	3,035,766.55	201,335.03	558,819.90	1,123,721.09	1,092,284.89	2,976,160.91	11,476.95	748,677.98	643,364.07	46,284.89	1,449,803.89	59,605.64	1,526,357.02
	Region 2	Various ORS	118,122.61	355,229.12	329,015.82	211,942.65	1,014,310.20	118,122.61	355,229.12	306,788.08	209,498.32	989,638.13	118,122.61	159,354.81	516,520.28	793,997.70	24,672.07	195,640.43	
	Region 3	Various ORS		150,000.00	450,000.00	8,294,000.00	8,894,000.00		150,000.00	450,000.00	8,294,000.00	8,894,000.00							8,894,000.00
	Region IV-A	Various ORS	5,000,000.00			7,600,000.00	12,600,000.00		5,000,000.00		7,600,000.00	12,600,000.00							12,600,000.00
	Region 6	Various ORS			234,232.00	5,570,000.00	5,804,232.00				5,804,232.00	5,804,232.00				1,043,574.72	1,043,574.72		4,760,657.28
	ERDB	011011012019-03-001262	3/22/2019	4,000,000.00				4,000,000.00	4,000,000.00			4,000,000.00				3,949,900.80	3,949,900.80		50,099.20
	LMB	Various ORS		484,982.18	170,099.35	2,138,916.18	11,919.18	2,805,916.89	484,982.18	170,099.35	2,138,916.18	11,919.18	2,805,916.89		2,432,742.45	373,174.44	2,805,916.89		
	BMB	Various ORS		4,888,131.35	6,500,000.00			11,388,131.35			3,900,000.00	711,000.00	4,611,000.00					6,777,131.35	4,611,000.00
	FMB	4026	12/27/2019				15,125.85	15,125.85										15,125.85	
	CENTRAL OFFICE	Various ORS		43,200.00	2,769,365.70	91,949,941.89	1,684,271,509.25	1,779,034,016.84	1,812,565.70	16,449,941.89	1,706,771,509.25	1,725,034,016.84		43,200.00	886,394.69	15,444,718.06	16,374,312.75	54,000,000.00	1,708,659,704.09
CO	ERDB	011011012019-09-005947	9/9/2019			3,822,881.92		3,822,881.92			3,822,881.92	3,822,881.92							3,822,881.92
	FMB	Various ORS			1,234,000.00	2,951,520.00	4,185,520.00	4,185,520.00			1,234,000.00	2,951,520.00	4,185,520.00			2,951,520.00	2,951,520.00		1,234,000.00
	Region 2	Various ORS		45,747.52	6,450,400.32	45,757.52	6,541,905.36	6,541,905.36	45,747.52	6,450,400.32	45,757.52	6,541,905.36		45,747.52	1,006,445.44	5,443,954.88	6,496,147.84		45,757.52
	Region 6	Various ORS			10,252,000.00		10,252,000.00	10,252,000.00			10,000,000.00	252,000.00	10,252,000.00				0		10,252,000.00
	CENTRAL OFFICE	Various ORS				154,118,400.00	154,118,400.00	154,118,400.00			154,118,400.00	154,118,400.00				0	0		154,118,400.00
<b>GRAND TOTAL</b>			<b>15,167,585.07</b>	<b>10,117,447.69</b>	<b>118,044,714.86</b>	<b>1,864,182,459.34</b>	<b>2,007,512,206.96</b>	<b>4,850,187.34</b>	<b>8,046,714.07</b>	<b>45,876,649.48</b>	<b>1,887,862,121.16</b>	<b>1,946,635,672.05</b>	<b>129,599.56</b>	<b>837,625.80</b>	<b>5,128,301.46</b>	<b>29,769,648.07</b>	<b>35,865,174.59</b>	<b>60,876,534.91</b>	<b>1,910,770,497.46</b>
PS																			
MOOE			15,121,837.55	10,117,447.69	96,285,432.62	1,707,066,781.82	1,828,591,499.68	4,804,439.82	8,046,714.07	24,369,367.24	1,730,494,443.64	1,767,714,964.77	129,599.56	791,877.98	4,121,856.02	21,374,173.19	26,417,506.75	60,876,534.91	1,741,297,458.02
CO			45,747.52		21,759,282.24	157,115,677.52	178,920,707.28	45,747.52		21,507,282.24	157,367,677.52	178,920,707.28		45,747.52	1,006,445.44	8,395,474.88	9,447,667.84		169,473,039.44

STATEMENT OF OBLIGATIONS, DISBURSEMENTS, LIQUIDATIONS AND BALANCES for INTER-AGENCY FUND TRANSFERS  
 (for Source Agency use only)  
 For the Year Ended December 31, 2019

Department : Department of Environment and Natural Resources  
 Agency/Entity : Office of the Secretary  
 Operating Unit :  
 Organization Code (UACS) :  
 Fund Cluster : 01 - Regular Agency Fund  
 (e.g. UACS Fund Cluster: 01-Regular Agency Fund, 02 - Foreign Assisted Project fund, 03 - Special Account - Locally Funded/Domestic Grants Fund, and 04-Special Account-Foreign Assisted/Foreign Grants Fund)

	Current Year Appropriations
	Supplemental Appropriations
	Continuing Appropriations

Implementing Agencies and Projects	Obligations						Disbursements (Fund Transferred To)					Liquidations					Unpaid Obligations	Unliquidated Fund Transfers	
	Obligation Request and Status		1st Quarter Ending March 31	2nd Quarter Ending June 30	3rd Quarter Ending Sept. 30	4th Quarter Ending Dec. 31	Total	1st Quarter Ending March 31	2nd Quarter Ending June 30	3rd Quarter Ending Sept. 30	4th Quarter Ending Dec. 31	Total	1st Quarter Ending March 31	2nd Quarter Ending June 30	3rd Quarter Ending Sept. 30	4th Quarter Ending Dec. 31			Total
	Number	Date	4	5	6	7	8=(4+5+6+7)	9	10	11	12	13=(9+10+11+12)	14	15	16	17			18=(14+15+16+17)
1	2	3	4	5	6	7	8=(4+5+6+7)	9	10	11	12	13=(9+10+11+12)	14	15	16	17	18=(14+15+16+17)	19=(8-13)	20=(13-18)
Certified Correct:			Certified Correct:				Recommending Approval:					Approved By:							
 MAYBELL M. MANGUIBOS Chief, Budget Division			 DIÑA M. NILLOSAN Department Chief Accountant				 WILFREDO J. OBIEN Director, Financial and Management Service (FMS)					 ENGR. NONITA S. DAGULAO Assistant Secretary for Finance, Information Systems and Mining Concerns							
Date: _____			Date: _____				Date: _____					Date: _____							

STATEMENT OF OBLIGATIONS, DISBURSEMENTS, LIQUIDATIONS AND BALANCES for INTER-AGENCY FUND TRANSFERS  
 (for Source Agency use only)  
 For the Year Ended December 31, 2019


FAR No. 1-C

Department : Department of Environment and Natural Resources  
 Agency/Entity : Office of the Secretary  
 Operating Unit : FORESTLAND MANAGEMENT PROJECT  
 Organization Code (UACS) :  
 Fund Cluster : 02 FOREIGN ASSISTED PROJECT FUND


	Current Year Appropriations
	Supplemental Appropriations
	Continuing Appropriations


(e.g. UACS Fund Cluster: 01-Regular Agency Fund, 02 - Foreign Assisted Project fund, 03 - Special Account - Locally Funded/Domestic Grants Fund, and 04-Special Account-Foreign Assisted/Foreign Grants Fund)

Implementing Agencies and Projects	Obligation Request and Status		Obligations					Disbursements (Fund Transferred To)					Liquidations					Unpaid Obligations	Unliquidated Fund Transfers
	Number	Date	1st Quarter Ending March 31	2nd Quarter Ending June 30	3rd Quarter Ending Sept. 30	4th Quarter Ending Dec. 31	Total	1st Quarter Ending March 31	2nd Quarter Ending June 30	3rd Quarter Ending Sept. 30	4th Quarter Ending Dec. 31	Total	1st Quarter Ending March 31	2nd Quarter Ending June 30	3rd Quarter Ending Sept. 30	4th Quarter Ending Dec. 31	Total		
			4	5	6	7	8=(4+5+6+7)	9	10	11	12	13=(9+10+11+12)	14	15	16	17	18=(14+15+16+17)		
PS NO TRANSACTION																			
MOOE Region 2	Various ORS			17,932.92	230,543.40	248,476.32			17,932.92	230,543.40	248,476.32					230,821.32	230,821.32	-	17,655.00
CO NO TRANSACTION																			
<b>GRAND TOTAL</b>			-	-	17,932.92	230,543.40	248,476.32	-	-	17,932.92	230,543.40	248,476.32	-	-	-	230,821.32	230,821.32	-	17,655.00
PS					17,932.92	230,543.40	248,476.32			17,932.92	230,543.40	248,476.32				230,821.32	230,821.32		17,655.00
MOOE																			
CO																			

Certified Correct:  
  
 MAYBELL N. MANGUBOS  
 Chief, Budget Division  
 Date: \_\_\_\_\_

Certified Correct:  
  
 DINA M. NILLOSAN  
 Department Chief Accountant  
 Date: \_\_\_\_\_

Recommending Approval:  
  
 WILFREDO J. OBIEN  
 Director, Financial and Management Service (FMS)  
 Date: \_\_\_\_\_

Approved By:  
  
 ENGR. NONITA S. ARGUIOA  
 Assistant Secretary for Finance, Information Systems and Mining Concerns  
 Date: \_\_\_\_\_

STATEMENT OF OBLIGATIONS, DISBURSEMENTS, LIQUIDATIONS AND BALANCES for INTER-AGENCY FUND TRANSFERS  
 (for Source Agency use only)  
 For the Year Ended December 31, 2019

Department : Department of Environment and Natural Resources  
 Agency/Entity : Office of the Secretary  
 Operating Unit :  
 Organization Code (UACS) :  
 Fund Cluster : FUND 102 INREMP

Current Year Appropriations  
 Supplemental Appropriations  
 Continuing Appropriations

(e.g. UACS Fund Cluster 01-Regular Agency Fund, 02 - Foreign Assisted Project fund, 03 - Special Account - Locally Funded/Domestic Grants Fund, and 04-Special Account-Foreign Assisted/Foreign Grants Fund)

Implementing Agencies and Projects	Obligation Request and Status		Obligations					Disbursements (Fund Transferred To)					Liquidations					Unpaid Obligations	Unliquidated Fund Transfers	
			1st Quarter Ending March 31	2nd Quarter Ending June 30	3rd Quarter Ending Sept. 30	4th Quarter Ending Dec. 31	Total	1st Quarter Ending March 31	2nd Quarter Ending June 30	3rd Quarter Ending Sept. 30	4th Quarter Ending Dec. 31	Total	1st Quarter Ending March 31	2nd Quarter Ending June 30	3rd Quarter Ending Sept. 30	4th Quarter Ending Dec. 31	Total			
	Number	Date	4	5	6	7	8=(4+5+6+7)	9	10	11	12	13=(9+10+11+12)	14	15	16	17	18=(14+15+16+17)			19=(8-13)
PS	NO TRANSACTION																			
MOOE	CAR Department of Agriculture	Various ORS	1,383,000.00	5,989,000.00	4,551,000.00	3,977,000.00	15,900,000.00		4,700,000.00	387,905.35	10,811,426.78	15,899,332.13		1,700,000.00	3,387,905.35	1,835,423.88	6,923,329.23	667.87	8,976,002.90	
	FMB Integrated Natural Resources and Environmental Management Project (INREMP)	Various ORS			104,000,000.00		104,000,000.00			11,883,000.00	21,288,295.00	33,171,295.00						70,828,705.00	33,171,295.00	
CO	NO TRANSACTION																			
GRAND TOTAL			1,383,000.00	5,989,000.00	108,551,000.00	3,977,000.00	119,900,000.00	-	4,700,000.00	12,270,905.35	32,099,721.78	49,070,627.13	-	1,700,000.00	3,387,905.35	1,835,423.88	6,923,329.23	70,829,372.87	42,147,297.90	
	PS MOOE CO		1,383,000.00	5,989,000.00	108,551,000.00	3,977,000.00	119,900,000.00	-	4,700,000.00	12,270,905.35	32,099,721.78	49,070,627.13	-	1,700,000.00	3,387,905.35	1,835,423.88	6,923,329.23	70,829,372.87	42,147,297.90	





STATEMENT OF OBLIGATIONS, DISBURSEMENTS, LIQUIDATIONS AND BALANCES for INTER-AGENCY FUND TRANSFERS  
(for Source Agency use only)  
For the Year Ended December 31, 2019

FAR No. I-C

Department : Department of Environment and Natural Resources  
 Agency/Entity : Office of the Secretary  
 Operating Unit :  
 Organization Code (UACS) :  
 Fund Cluster : FUND 102 INREMP

Current Year Appropriations
Supplemental Appropriations
Continuing Appropriations

(e.g. UACS Fund Cluster: 01-Regular Agency Fund, 02 - Foreign Assisted Project fund, 03 - Special Account - Locally Funded/Domestic Grants Fund, and 04-Special Account-Foreign Assisted/Foreign Grants Fund

Implementing Agencies and Projects	Obligations						Disbursements (Fund Transferred To)					Liquidations					Unpaid Obligations	Unliquidated Fund Transfers	
	Obligation Request and Status		1st Quarter Ending March 31	2nd Quarter Ending June 30	3rd Quarter Ending Sept. 30	4th Quarter Ending Dec. 31	Total	1st Quarter Ending March 31	2nd Quarter Ending June 30	3rd Quarter Ending Sept. 30	4th Quarter Ending Dec. 31	Total	1st Quarter Ending March 31	2nd Quarter Ending June 30	3rd Quarter Ending Sept. 30	4th Quarter Ending Dec. 31			Total
	Number	Date																	
1	2	3	4	5	6	7	8=(4+5+6+7)	9	10	11	12	13=(9+10+11+12)	14	15	16	17	18=(14+15+16+17)	19=(8-13)	20=(13-18)
Certified Correct:		Certified Correct:		Certified Correct:			Recommending Approval:					Approved By:							
 MAYBELL N. MANGUBOS Chief, Budget Division		 DIANA M. NILLOSAN Department Chief Accountant		 WILFREDO OBIEN Director, Financial Management Service (FMS)			 ENGR. NONITA S. CAGUIODA Assistant Secretary for Finance, Information Systems and Mining Concerns												
Date: _____		Date: _____		Date: _____			Date: _____					Date: _____							