

STATEMENT OF OBLIGATIONS, DISBURSEMENTS, LIQUIDATIONS AND BALANCES for INTER-AGENCY FUND TRANSFERS
(for Source Agency use only)
As at the Quarter Ending September 30, 2019

FAR No. 1-C

Department : Department of Environment and Natural Resources
Agency/Entity : Office of the Secretary
Operating Unit :
Organization Code (UACS) :
Fund Cluster : 01 - Regular Agency Fund

Current Year Appropriations
Supplemental Appropriations
Continuing Appropriations

(e.g. UACS Fund Cluster: 01-Regular Agency Fund, 02 - Foreign Assisted Project fund, 03 - Special Account - Locally Funded/Domestic Grants Fund, and 04-Special Account-Foreign Assisted/Foreign Grants Fund)

Implementing Agencies and Projects	Obligation Request and Status		Obligations					Disbursements (Fund Transferred To)					Liquidations					Unpaid Obligations	Unliquidated Fund Transfers
	Number	Date	1st Quarter Ending March 31	2nd Quarter Ending June 30	3rd Quarter Ending Sept. 30	4th Quarter Ending Dec. 31	Total	1st Quarter Ending March 31	2nd Quarter Ending June 30	3rd Quarter Ending Sept. 30	4th Quarter Ending Dec. 31	Total	1st Quarter Ending March 31	2nd Quarter Ending June 30	3rd Quarter Ending Sept. 30	4th Quarter Ending Dec. 31	Total		
			4	5	6	7	8=(4+5+6+7)	9	10	11	12	13=(9+10+11+12)	14	15	16	17	18=(14+15+16+17)		
PS	NO TRANSACTION																		
MOOE																			
Region 1	Various ORS		587,401.41	172,753.52	817,346.57		1,577,501.50	201,335.03	558,819.90	757,740.93		1,517,895.86	6,674.95	572,272.76	643,364.07		1,222,311.78	59,605.64	295,584.08
Region 2	Various ORS		118,122.61	355,229.12	329,015.82		802,367.55	118,122.61	355,229.12	306,788.08		780,139.81	118,122.61		159,354.81		277,477.42	22,227.74	502,662.39
Region 3 Pampanga River Basin Development	Various ORS			150,000.00	450,000.00		600,000.00		150,000.00	450,000.00		600,000.00			134,659.40		134,659.40	-	465,340.60
Region IV-A	2019-03-179A	1/3/2019	5,000,000.00				5,000,000.00	-	5,000,000.00			5,000,000.00						-	5,000,000.00
Region IV-B	Various ORS			43,710.00			43,710.00		43,710.00			43,710.00						-	43,710.00
ERDB PS - PhilGEPS Travel Ticketing Service	011011012019-03-001262	3/22/2019	4,000,000.00				4,000,000.00	4,000,000.00				4,000,000.00						-	4,000,000.00
LMB	Various ORS		484,982.18	170,099.35	2,138,916.18		2,793,997.71	484,982.18	170,099.35	2,138,916.18		2,793,997.71			2,432,742.45		2,432,742.45	-	361,255.26
BMB	Various ORS		148,131.35	6,500,000.00			6,648,131.35		148,131.35	3,900,000.00		4,048,131.35						2,600,000.00	4,048,131.35
FMB	02385	9/4/2019			1,234,000.00		1,234,000.00			1,234,000.00		1,234,000.00						-	1,234,000.00
CENTRAL OFFICE	Various ORS		43,200.00	2,769,365.70	91,949,941.89		94,762,507.59		1,812,565.70	16,449,941.89		18,262,507.59		43,200.00	886,394.69		929,594.69	76,500,000.00	17,332,912.90
CO																			
Region 1	Various ORS				365,980.16		365,980.16			365,980.16		365,980.16						-	365,980.16
Region 2	Various ORS		45,747.52		6,450,400.32		6,496,147.84	45,747.52		6,450,400.32		6,496,147.84		45,747.52	1,006,445.44		1,052,192.96	-	5,443,954.88
Region 6 Rehabilitation of 500m footwalk with Handrail in Katunggan it Ibajay located at Bugtong-Bato Ibaiv, Alkan	2019-101-09-1833	9/17/2019			10,000,000.00		10,000,000.00			10,000,000.00		10,000,000.00						-	10,000,000.00
GRAND TOTAL			10,427,585.07	10,161,157.69	113,735,600.94	-	134,324,343.70	4,850,187.34	8,238,555.42	42,053,767.56	-	55,142,510.32	124,797.56	661,220.28	5,262,960.86	-	6,048,978.70	79,181,833.38	49,093,531.62
PS			-	-	-		-	-	-	-		-	-	-	-		-	-	-
MOOE			10,381,837.55	10,161,157.69	96,919,220.46		117,462,215.70	4,804,439.82	8,238,555.42	25,237,387.08		38,280,382.32	124,797.56	615,472.76	4,256,515.42		4,996,785.74	79,181,833.38	33,283,596.58
CO			45,747.52	-	16,816,380.48		16,862,128.00	45,747.52	-	16,816,380.48		16,862,128.00	-	45,747.52	1,006,445.44		1,052,192.96	-	15,809,935.04

Certified Correct:


MAYBELL N. MANGUBOS
Chief, Budget Division

Date:

Certified Correct:


DINA M. NILLOSAN
Department Chief Accountant

Date:

Approved By:


WILFREDO J. OBIEN
Director, Financial and Management Service (FMS)

Date:

STATEMENT OF OBLIGATIONS, DISBURSEMENTS, LIQUIDATIONS AND BALANCES for INTER-AGENCY FUND TRANSFERS
 (for Source Agency use only)
 As at the Quarter Ending September 30, 2019

FAR No. 1-C

Department : Department of Environment and Natural Resources
 Agency/Entity : Office of the Secretary
 Operating Unit :
 Organization Code (UACS) :
 Fund Cluster : 01 - Regular Agency Fund

	Current Year Appropriations
	Supplemental Appropriations
	Continuing Appropriations

(e.g. UACS Fund Cluster: 01-Regular Agency Fund, 02 - Foreign Assisted Project fund, 03 - Special Account - Locally Funded/Domestic Grants Fund, and 04-Special Account-Foreign Assisted/Foreign Grants Fund)


Implementing Agencies and Projects	Obligations							Disbursements (Fund Transferred To)					Liquidations					Unpaid Obligations	Unliquidated Fund Transfers
	Obligation Request and Status		1st Quarter Ending March 31	2nd Quarter Ending June 30	3rd Quarter Ending Sept. 30	4th Quarter Ending Dec. 31	Total	1st Quarter Ending March 31	2nd Quarter Ending June 30	3rd Quarter Ending Sept. 30	4th Quarter Ending Dec. 31	Total	1st Quarter Ending March 31	2nd Quarter Ending June 30	3rd Quarter Ending Sept. 30	4th Quarter Ending Dec. 31	Total		
	Number	Date	4	5	6	7	8=(4+5+6+7)	9	10	11	12	13=(9+10+11+12)	14	15	16	17	18=(14+15+16+17)		
1	2	3	4	5	6	7	8=(4+5+6+7)	9	10	11	12	13=(9+10+11+12)	14	15	16	17	18=(14+15+16+17)	19=(8-13)	20=(13-18)
PS MOOE	NO TRANSACTION Region 1	Various ORS	13,330.48	24,206.16	27,433.17		64,969.81	-	37,536.64	27,433.17		64,969.81	-	37,536.64			37,536.64	-	27,433.17
GRAND TOTAL			13,330.48	24,206.16	27,433.17	-	64,969.81	-	37,536.64	27,433.17		64,969.81	-	37,536.64			37,536.64	-	27,433.17
PS MOOE CO			13,330.48	24,206.16	27,433.17		64,969.81		37,536.64	27,433.17		64,969.81		37,536.64			37,536.64	-	27,433.17

Certified Correct:

 MAYBELL N. MANGUBOS
 Chief, Budget Division

Certified Correct:

 DIÑA M. NILLOSAN
 Department Chief Accountant

Approved By:

 WILFREDO J. OBIEN
 Director, Financial and Management Service (FMS)

Date: _____

Date: _____

Date: _____




STATEMENT OF OBLIGATIONS, DISBURSEMENTS, LIQUIDATIONS AND BALANCES for INTER-AGENCY FUND TRANSFERS
(for Source Agency use only)
As at the Quarter Ending September 30, 2019

FAR No. 1-C

Department : Department of Environment and Natural Resources
Agency/Entity : Office of the Secretary
Operating Unit :
Organization Code (UACS) :
Fund Cluster : FUND 102 INREMP

Current Year Appropriations
Supplemental Appropriations
Continuing Appropriations

(e.g. UACS Fund Cluster: 01-Regular Agency Fund, 02 - Foreign Assisted Project fund, 03 - Special Account - Locally Funded/Domestic Grants Fund, and 04-Special Account-Foreign Assisted/Foreign Grants Fund

Implementing Agencies and Projects	Obligation Request and Status		Obligations					Disbursements (Fund Transferred To)					Liquidations					Unpaid Obligations	Unliquidated Fund Transfers
			1st Quarter Ending March 31	2nd Quarter Ending June 30	3rd Quarter Ending Sept. 30	4th Quarter Ending Dec. 31	Total	1st Quarter Ending March 31	2nd Quarter Ending June 30	3rd Quarter Ending Sept. 30	4th Quarter Ending Dec. 31	Total	1st Quarter Ending March 31	2nd Quarter Ending June 30	3rd Quarter Ending Sept. 30	4th Quarter Ending Dec. 31	Total		
	Number	Date	4	5	6	7	8=(4+5+6+7)	9	10	11	12	13=(9+10+11+12)	14	15	16	17	18=(14+15+16+17)	19=(8-13)	20=(13-18)
PS NO TRANSACTION																			
MOOE CAR Department of Agriculture	Various ORS		1,383,000.00	5,989,000.00	4,551,000.00		11,923,000.00		4,487,905.35	600,000.00		5,087,905.35		1,700,000.00	3,387,905.35		5,087,905.35	6,835,094.65	-
FMB Integrated Natural Resources and Environmental Management Project (INREMP)	Various ORS				104,000,000.00		104,000,000.00			11,883,000.00		11,883,000.00					-	92,117,000.00	11,883,000.00
CO NO TRANSACTION																			
GRAND TOTAL			1,383,000.00	5,989,000.00	108,551,000.00	-	115,923,000.00	-	4,487,905.35	12,483,000.00	-	16,970,905.35	-					98,952,094.65	11,883,000.00
PS MOOE CO			1,383,000.00	5,989,000.00	108,551,000.00		115,923,000.00	-	4,487,905.35	12,483,000.00		16,970,905.35		1,700,000.00	3,387,905.35		5,087,905.35	98,952,094.65	11,883,000.00
Certified Correct:			Certified Correct:					Approved By:											
 MAYBELYN MANGUBOS Chief, Budget Division			 DINA M. NILLOSAN Department Chief Accountant					 WILFREDO J. OBIEN Director, Financial and Management Service (FMS)											
Date:			Date:					Date:					Date:						